

# Powerful stuff comin' at ya!®

2009-2010 Battery Applications and Specifications




## POWER **PS** SONIC®

### Super Sport Series





### Sealed Maintenance Free Battery Features



### High Performance Battery Features






Table Of Contents

Competitive Cross Reference ChaRT . . . . .4-5

Battery Cross Reference Chart . . . . .5

Terminal Configurations . . . . .6

Battery Specifications . . . . .7-9

Motorcycle Battery Applications . . . . .9-14

All Terrain Vehicle Battery Applications . . . . .15-17

European and other Motorcycle Battery Applications . . . . .17-19

Snowmobile Battery Applications . . . . .20-21

Scooter Battery Applications . . . . .21

Riding Mower Battery Applications . . . . .22

Utility Vehicle Battery Applications . . . . .23

Personal Watercraft Battery Applications . . . . .23

Battery hardware . . . . .24-28

BATTERY SITTER & BATTERY RACK . . . . .29

Import automotive battery specifications . . . . .30

Powersport Battery Buying Guide . . . . .30

Power-Sonic corporate offices, san diego, california



Disclaimer Statement:

These instructions are based on sound engineering principles, research, extensive field experience, and technical judgements of industry members, and are subject to change in light of developments in technology, field experience, and incoming fit data. Power-Sonic Corporation disclaims any representation or warranty, expressed or implied, concerning this catalog s data or recommendations, and in no event shall be liable for any loss or damage claimed to have arisen as a result of the use of data or from following the recommendation set forth in this catalog.

Please Note: Photos in this catalogue and on the cover depict highly skilled professional riders on closed courses. Do not try to attempt these maneuvers.







## Competitive Cross Reference Chart

### FACTORY SEALED/ SEALED MAINTENANCE FREE

Power-Sonic	Champion	Deka	Energizer	GS (JSB)	GS (ZYI)	Motocross	Napa	Sears	Wal-Mart	Yacht	Yuasa
PTR4A-BS	-	-	-	GTR4A-5	-	M62R4A	-	44151	-	-	YTR4A-BS
PTX4B-BS	-	-	-	-	-	M62T4B	-	44150	-	-	YT4B-BS
PTX4L-BS	4LBS	-	02077610	GT4L-BS	GTX4L-BS	M62X4B	740-1865	44015	-	CT4L-BS/ CTX4L-BS	YTX4L-BS
PTX5L-BS	5LBS	-	-	GTX5L-BS	GTX5L-BS	M32X5B	740-1830	44022	-	CT5L-BS/ CTX5L-BS	YTX5L-BS
PTZ5S	-	-	-	GTZ5S	-	-	-	-	-	-	-
PT7B-4	-	-	-	GT7B-4	-	M62T7B	-	44153	-	CT7B-4	YT7B-BS
PTX7A-BS	-	-	-	GTX7A-BS	GTX7A-BS	M32X7A	-	44023	-	CTX7A-BS	YTX7A-BS
PTX7L-BS	-	-	-	GTX7L-BS	GTX7L-BS	M327BS	-	44024	-	CTX7L-BS	YTX7L-BS
PTZ7S	-	-	-	GTZ7S	-	M727ZS	-	44200	-	CTZ7S	YTZ7S
PT9B-4	-	-	-	GT9B-4	-	M729B4	-	44206	-	CT9B-4	YT9B-4
PTR9-BS	-	-	-	-	-	M62R9B	-	44156	-	-	YTR9-BS
PTX9-BS	9BS	ETX9	02420400	GTX9-BS	GTX9-BS	M329BS/ M429BS	740-1825	44025	ES9BS	CTX9-BS	YTX9-BS
PTZ10S	-	-	-	GTZ10S	-	M7210A	-	44210	-	CTZ10S	YTZ10S
PT12B-4	-	-	-	GT12B-4	GT12B-4	M6212B	-	44159	-	CT12B-4	YT12B-BS
PTX12A-BS	-	-	-	-	-	M32ABS	-	-	-	CT12A-BS	YT12A-BS
PTX12-BS	12BS	ETX12	02078210	GTX12-BS	GTX12-BS	M3RH2S/ M4RH2S	740-1866	44016	ES12BS	CTX12-BS	YTX12-BS
PTZ12S	-	-	-	GTZ12S	-	M7212A	-	44215	-	-	YTZ12S
PT14B-4	-	-	-	GT14-B4	-	M724B4	-	44220	-	CT14B-4	YT14B-4
PTX14-BS	14BS	ETX14	02420500	-	GTX14-BS	M3RH4S/ M4RH4S	740-1886	44017	ES14BS	CTX14-BS	YTX14-BS
PTX14L-BS	-	-	-	-	-	-	-	-	-	-	YTX14L-BS
PTX14AH-BS	-	ETX15	-	-	GT14-BS	M62H4A/ M72H4A	-	44004	-	-	YTX14AH-BS
PTX14AHL-BS	-	ETX15L	-	-	GT14L-BS	M62H4L/ M72H4L	-	44005	-	-	YTXAHL-BS
PTZ14S	-	-	-	GTZ14S	-	M72Z14	-	44217	-	-	YTZ14S
PTX15L-BS	-	-	-	-	-	M6215L	-	44162	-	CTX15L-BS	YTX15L-BS
PTX16-BS	-	-	-	-	-	M32X6S	-	44020	-	CTX16-BS	YTX16-BS
PTX16-BS-1	-	-	-	-	-	M32X61	-	44019	-	CTX16-BS-1	YTX16-BS-1
PTX18L-BS	-	ETX18L	-	-	GTX18L-BS	-	740-1889	44006	-	CTX18L-BS	-
PTX19-BS	-	ETX16	-	-	GT16-BS	-	740-1887	-	-	CTX19-BS	-
PTX19L-BS	-	ETX16L	-	-	GT16L-BS	-	740-1888	-	-	CTX19L-BS	-
PTX19CL-BS	-	ETX16L	-	-	GT16L-BS	-	-	-	-	-	-
PTX20-BS	-	-	-	-	GTX20-BS	M32RBS/ M42RBS	740-1824	44028	-	CTX20-BS	YTX20-BS
PTX20L-BS	20L-BS	ETX20L	-	-	GTX20L-BS	M320BS/ M4220BS	740-1890	44027	ES20LBS	CTX20L-BS	YTX20L-BS
PIX30L-BS	-	-	-	-	-	M7230L	-	-	-	CTX30L	YIX30L
PIX30CL-BS	-	-	-	-	-	-	-	-	-	-	-
PIX50-BS	-	-	-	-	-	-	-	-	-	CTX18-BS	-
PIX50L-BS	-	ETX18L	-	-	GTX18L-BS	M6250H/ M7250H	740-1889	44006	-	CTX18L-BS/ CTX24HL-BS	YTX24HL-BS

### HIGH PERFORMANCE

Power-Sonic	Champion	Deka	Energizer	GS (JSB)	GS (ZYI)	Motocross	Napa	Sears	Wal-Mart	Yacht	Yuasa
CB2.5L-C	-	-	-	GM2.5A-3C-3	CB2.5L-C	M225LC/ M325LC	-	44035	-	CB2.5L-C	YB2.5L-C
CB2.5L-C-1	-	-	-	GM2.5A-3C-1	CB2.5L-C-1	M22LC1/ M32LC1	-	44036	-	CB2.5L-C-1	YB2.5L-C-1
CB3L-A	-	-	-	GM3-3A	CB3L-A	M223LA/ M323LA	-	44037	-	CB3L-A	YB3L-A
CB3L-B	-	-	-	GM3-3B	CB3L-B	M223LB	-	44038	-	CB3L-B	YB3L-B
CB4L-A	-	-	-	GM4A-3B	CB4L-A	M224LA	-	44039	-	CB4L-A	YB4L-A
CB4L-B	4LB	-	-	GM4-3B	CB4L-B	M224LB/ M324LB	740-1861	44014	-	CB4L-B	YB4L-B
CB5L-B	-	-	02420300	GM5Z-3B	CB5L-B	M225LB/ M325LB	740-1868	44353	-	CB5L-B	YB5L-B
CB7-A	-	-	-	GM7Z-4A	CB7-A	M227AY	-	44040	-	CB7-A	YB7-A
CB7C-A	-	-	-	GM7CZ-3D	-	M227CY	-	44041	-	CB7C-A	YB7C-A
CB7L-B	-	-	-	GM7-3B-1	CB7L-B	M2273Y	-	44042	-	CB7L-B	YB7L-B
CB9A-A	9AA	-	-	GM9AZ-4A	CB9A-A	M229AY/ M329AY	740-1872	44043	-	CB9A-A	YB9A-A
CB9L-A2	-	-	-	-	CB9L-A2	M2292Y	-	44044	-	CB9L-A2	YB9L-A2
CB9-B	-	02071980	-	GM9Z-4B	CB9-B	M229BY/ M329BY	740-1858	44356	-	CB9-B	YB9-B
CB9L-B	9LB	-	-	GM9Z-3B	CB9L-B	M229LY/ M329LY	740-1837	44045	-	CB9L-B	YB9L-B
CB10A-A2	-	-	-	-	CB10A-A2	M221AY/ M321AY	740-1842	44046	-	CB10A-A2	YB10A-A2
CB10L-A2	10LA2	-	02073210	GM10Z-3A	CB10L-A2	M2210Y/ M3210Y	740-1857	44355	ES10LA2	CB10L-A2	YB10L-A2
CB10L-B	-	-	-	GM10-3B	CB10L-B	M221LB/ M321LB	740-1831	44047	-	CB10L-B	YB10L-B
CB10L-B2	-	-	-	-	CB10L-B2	M221L2	-	44048	-	CB10L-B2	YB10L-B2
CB12A-A	12AA	-	02074490	GM12AZ-4A-1	CB12A-A	M2212Y/ M3212Y	740-1854	44358	ES12AA	CB12A-A	YB12A-A
CB12AL-A	12ALAA	-	-	GM12AZ-3A-1	CB12AL-A	M2221Y/ M3221Y	740-1873	44052	-	CB12AL-A	YB12AL-A
CB12AL-A2	-	-	-	-	-	M22212	-	-	-	CB12AL-A2	YB12AL-A2
CB12A-B	-	-	-	-	-	M222AB	-	44053	-	CB12A-B	YB12A-B
CB12B-B2	-	-	-	GM12B-4B	CB12B-B2	M221B2	-	44054	-	CB12B-B2	YB12B-B2
CB12C-A	-	-	-	GM12CZ-4A-2	CB12C-A	M222CA	740-1823	44055	-	CB12C-A	YB12C-A
CB14A-2	-	02074520	-	GM14Z-4A	CB14A-2	M2214H/ M3214H	740-1864	44363	-	CB14A-2	YB14A-2
CB14A-A	14AA1	-	-	GM14AZ-4A	CB14A-A	M224A1/ M324A1	740-1826	44056	-	CB14A-A	YB14A-A1
CB14A-A2	14AA2	-	02074650	GM14AZ-4A-1	CB14A-A2	M2214A/ M3214A	740-1860	44361	ES14AA2	CB14A-A2	YB14A-A2
CB14L-A1	-	-	-	GM14Z-3A-1	CB14L-A1	M22141	-	44057	-	CB14L-A1	YB14L-A1
CB14L-A2	14LA2	-	02074780	GM14Z-3A	CB14L-A2	M2214Y/ M3214Y	740-1851	44364	ES14LA2	CB14L-A2	YB14L-A2
CB14L-B2	-	-	-	GM14Z-3B	CB14L-B2	M2214B	740-1828	44059	-	CB14L-B2	YB14L-B2
CB14-B2	-	-	-	-	CB14-B2	M224B2	-	44060	-	CB14-B2	YB14B-2
SCB14L-A2	-	-	-	-	SCB14L-A2	M2214S	-	44061	-	SCB14L-A2	YB14L-A2
SCB14L-B2	-	-	-	-	SCB14L-B2	M22B4S	-	44062	-	SCB14L-B2	YB14L-B2
CB16AL-A2	16ALA2	-	-	GM16A-3A	CB16AL-A2	M2216Z/ M3216Z	740-1877	44063	-	CB16AL-A2	YB16AL-A2
HCB16A-AB	16AA	-	-	GM16-T	HCB16A-A	M22H6B/ M32H6B	740-1867	44064	-	HCB16A-A/ HCB16A-AB	YB16A-AB
CB16-B	16B	-	02074940	GM16Z-4BH	CB16-B	M2216Y/ M3216Y	740-1852	44366	ES16B	CB16-B	YB16-B
CB16L-B	16LB	-	-	GM16Z-3B	CB16L-B	M2216K/ M3216K	740-1827	44065	-	CB16L-B	YB16L-B
CB16-B-LM	-	-	02420700	-	-	M2216C/ M3216C	-	44029	-	CB16-B-LM	YB16-B-CX
CB16HL-A-LM	-	-	02420600	-	-	M2H16C/ M3H16C	-	44369	-	CB16HL-A-LM	YB16HL-A-CX
CB16B-A	-	-	-	GM16B-4A	-	M2216B	-	44066	-	CB16B-A	YB16B-A
CB16B-A1	-	-	-	-	-	M22161	-	44067	-	CB16B-A1	YB16B-A1
CB16CL-B	16CLB	-	02077580	GM16AZ-3B	CB16CL-B	M2S6CL/ M3S6CL	740-1862	44001	ES16CLB	CB16CL-B	YB16CL-B
CB18-A	-	-	-	GM18A-4A	CB18-A	M2281Y/ M3281Y	740-1874	44070	-	CB18-A	YB18-A
CB18L-A	18LA	-	-	GM18A-3A	CB18L-A	M2218L/ M3218L	740-1871	44071	-	CB18L-A	YB18L-A
C50-N18A-A	-	-	-	-	-	M228AY	-	44072	-	C50-N18A-A	Y50-N18A-A
C50-N18L-A3	18LA2	-	02420200	GM18Z-3A(S)	C50-N18L-A3	M2218Y/ M3218Y/ M228A3/ M328A3	740-1855	44359	ES50N18LA3	C50-N18L-A/ C50-N18L-A3	Y50-N18L-A/ Y50-N18L-A3





Competitive Cross Reference Chart

HIGH PERFORMANCE (CONT.)

Table with 12 columns: Power-Sonic, Champion, Deka, Energizer, GS (JSB), GS (ZYI), Motocross, Napa, Sears, Wal-Mart, Yacht, Yuasa. Lists various battery models and their equivalents.

Conventional

Table with 12 columns: Power-Sonic, Champion, Deka, Energizer, GS (JSB), GS (ZYI), Motocross, Napa, Sears, Wal-Mart, Yacht, Yuasa. Lists various battery models and their equivalents.

Battery Cross Reference Chart

Table with 6 columns: FACTORY ACTIVATED MAINTENANCE FREE, SEALED MAINTENANCE FREE UPGRADE, SEALED MAINTENANCE FREE, LOW MAINTENANCE, HIGH PERFORMANCE, CONVENTIONAL. Lists various battery models and their equivalents.

\* The PTX20 series batteries may be used as an optional upgrade, but some modification to the hold down may be necessary. See battery label for retrofit cautions. # Top and front terminal mounts only. \* Top and side terminal mounts only. † Eliminates need for sensor (needs to be disabled).



## Terminal Configurations

Terminal shapes vary from one battery to another. By identifying the correct replacement battery from the listing in this book, you are assured of the proper terminal configuration. For custom applications, refer to the following chart to identify terminal shape and corresponding batteries.

TERMINAL TYPE	FRONT	SIDE	TOP	BATTERY TYPE
1				CB14L-A1, PTX16-BS-1
2				CB9L-A2, CB16AL-A2, 12N5.5-4A
3				CB7C-A, CB7L-B, C60-N24-A, C60-N24L-A, C60-N24AL-B, 12N24-3
4				PTX14AHBS-FS, PTX14AHLBS-FS, PTX15LBS-FS, PTX20BS-FS, PTX20LBS-FS, PIX50LBS-FS, PTX14AH-BS, PTX14AHL-BS, PTX15L-BS, PTX16-BS, PTX18L-BS, PTX20CH-BS, PTX20-BS, PTX20L-BS, PIX50-BS, PIX50L-BS, CB12C-A, CB16B-A, C50-N18L-A3, CB30L-B, CB30CL-B
5				PTX4LBS-FS, PTX5LBS-FS, PTZ5S, PT6.5L-BS, PTX7ABS-FS, PTX7LBS-FS, PTZ7S, PTX9BS-FS, PTX12BS-FS, PTX14BS-FS, PTX14LBS-FS, PTX19CLB-FS, PIX30LBS-FS, PIX30CLB-FS, PTX4L-BS, PTX5L-BS, PTX7A-BS, PTX7L-BS, PTX9-BS, PTX12-BS, PTX14-BS, PTX14L-BS, PTX19CL-BS, PIX30L-BS, PIX30CL-BS, CB4L-A, CB4L-B, CB16CL-B
6				PT9A-BS, PTX19BS-FS, PTX19LBS-FS, PTX19-BS, PTX19L-BS, CB16-B-LM, CB16HL-A-LM, CB3L-A, CB3L-B, CB5L-B, CB7-A, CB9-B, CB9A-A, CB9L-B, CB10L-B, CB12A-A, CB12AL-A, CB12A-B, CB14A-A, CB16-B, CB16L-B, 6N6-3B, 6N6-3B-1, 6CB8L-B, 6N11-2D, 6N11A-1B, 6N12A-2D, B38-6A, B39-6, B54-6, 12N5-3B, 12N5-4B, 12N5.5-3B, 12N5.5A-3B, 12N7-4A, 12N7-3B, 12N7D-3B, 12N7-4B, 12N9-3A-1, 12N9-3B, 12N9-4B-1, 12N10-3A, 12N10-3A-1, 12N12A-4A-1
7				C50-N18L-A-LM, CB16B-A1, HCB16A-AB, CB18-A, CB18L-A, C50-N18A-A, SC50-N18L-AT
8				CB10A-A2, CB10L-A2, CB10L-B2, CB12AL-A2, CB12B-B2, CB14A-2, CB14A-A2, CB14B-2, CB14L-A2, CB14L-B2, SCB14L-A2, SCB14L-B2, 12N11-3A-1, 12N14-3A
9				CHD4-12
10				51814, 51913, 53030, 51913-FS
11				PT6B-3, PT7B-4, PT9B-4, PTZ10S, PT12B-4, PTZ12S, PT14B-4, PTZ14S, PTR9-BS, PTX12A-BS
12				PTR4A-BS
13				PTX4B-BS
14				U1(9), U1R(9), P11U1LD-FS





Battery Specifications

FACTORY ACTIVATED MAINTENANCE FREE

Table with columns: Type, Voltage (V), Capacity at 10HR (Ah), CCA @ 0° F (-18° C), Apprx. Weight w/ Acid (Lbs.), Acid Volume (Oz.), Regular Charge Current (Ah), Terminal Type (See Page 6), Dimensions in Inches (+/- 1/16 in.) (Length, Width, Height), Dimensions In Millimeters (+/- 2 mm.) (Length, Width, Height), Assembly Figure (per cover polarity).

\*Maintenance Free Gel Technology

Due to the self-discharge characteristics of this type of battery, it is imperative that they be charged within 6 months of storage, otherwise permanent loss of capacity might occur as a result of sulfation. To prolong shelf life without charging, store batteries at 50°F (10°C) or less.

SEALED MAINTENANCE FREE

Table with columns: Type, Voltage (V), Capacity at 10HR (Ah), CCA @ 0° F (-18° C), Apprx. Weight w/o Acid (Lbs.), Acid Volume (Oz.), Regular Charge Current (Ah), Terminal Type (See Page 6), Dimensions in Inches (+/- 1/16 in.) (Length, Width, Height), Dimensions In Millimeters (+/- 2 mm.) (Length, Width, Height), Assembly Figure (per cover polarity).

LOW MAINTENANCE

Table with columns: Type, Voltage (V), Capacity at 10HR (Ah), CCA @ 0° F (-18° C), Apprx. Weight w/o Acid (Lbs.), Acid Volume (Oz.), Regular Charge Current (Ah), Terminal Type (See Page 6), Dimensions in Inches (+/- 1/16 in.) (Length, Width, Height), Dimensions In Millimeters (+/- 2 mm.) (Length, Width, Height), Assembly Figure (per cover polarity).



## Battery Specifications

### HIGH PERFORMANCE

Type	Voltage (V)	Capacity at 10HR (Ah)	CCA @ 0° F (-18° C)	Apprx. Weight w/o Acid (Lbs.)	Acid Volume (Oz.)	Regular Charge Current (Ah)	Terminal Type (See Page 6)	Dimensions in Inches (+/- 1/16 In.)			Dimensions In Millimeters (+/- 2 mm.)			Assembly Figure (per cover polarity)
								Length	Width	Height	Length	Width	Height	
CB2.5L-C	12	2.5	25	1.7	8.1	0.3	-	3 3/16	2 3/4	4 1/8	80	70	105	
CB2.5L-C-1	12	2.5	25	1.7	8.1	0.3	-	3 3/16	2 3/4	4 1/8	80	70	105	
CB3L-A	12	3	32	2.5	8.1	0.3	6	3 7/8	2 1/4	4 3/8	98	56	110	
CB3L-B	12	3	32	2.5	8.1	0.3	6	3 7/8	2 1/4	4 3/8	98	56	110	
CB4L-A	12	4	50	2.8	10.1	0.4	5	4 3/4	2 3/4	3 5/8	120	70	92	
CB4L-B	12	4	50	2.8	10.1	0.4	5	4 3/4	2 3/4	3 5/8	120	70	92	
CB5L-B	12	5	55	3.5	12.2	0.5	6	4 3/4	2 3/8	5 1/8	120	60	130	
CB7-A	12	8	90	5.1	20.3	0.8	6	5 5/16	3	5 1/4	135	75	133	
CB7C-A	12	7	80	5.1	20.3	0.8	3	5 1/8	3 9/16	4 1/2	130	90	114	
CB7L-B	12	8	90	5.1	20.3	0.8	3	5 5/16	3	5 1/4	135	75	133	
CB9-B	12	9	130	5.3	20.3	0.9	6	5 5/16	3	5 1/2	135	75	139	
CB9A-A	12	9	130	5.3	20.3	0.9	6	5 5/16	3	6 1/8	135	75	155	
CB9L-A2	12	9	130	5.3	20.3	0.9	2	5 5/16	3	5 1/2	135	75	139	
CB9L-B	12	9	130	5.3	20.3	0.9	6	5 5/16	3	5 1/2	135	75	139	
CB10A-A2	12	11	160	7.0	27.0	1.1	8	5 5/16	3 9/16	6 1/8	135	90	155	
CB10L-A2	12	11	160	7.0	27.0	1.1	8	5 5/16	3 9/16	5 3/4	135	90	145	
CB10L-B	12	11	160	7.0	27.0	1.1	6	5 5/16	3 9/16	5 3/4	135	90	145	
CB10L-B2	12	11	160	7.0	27.0	1.1	8	5 5/16	3 9/16	5 3/4	135	90	145	
CB12A-A1	12	12	165	6.8	27.0	1.2	6	5 5/16	3 3/16	6 5/16	134	80	160	
CB12AL-A	12	12	165	6.8	25.4	1.2	6	5 5/16	3 3/16	5 5/16	134	80	160	
CB12AL-A2	12	12	165	6.8	25.4	1.2	8	5 5/16	3 3/16	6 5/16	134	80	160	
CB12A-B	12	12	165	6.8	25.4	1.2	6	5 5/16	3 3/16	6 5/16	134	80	160	
CB12B-B2	12	13	165	7.1	27.0	1.2	8	6 5/16	3 9/16	5 1/8	160	90	130	
CB12C-A	12	13	165	7.1	27.0	1.2	4	5 5/16	3 3/16	6 7/8	134	80	175	
CB14-A2	12	14	190	7.6	30.4	1.4	8	5 5/16	3 1/2	6 9/16	134	89	166	
CB14A-A	12	14	190	7.9	30.4	1.4	6	5 5/16	3 1/2	6 15/16	134	89	176	
CB14A-A2	12	14	190	7.9	30.4	1.4	8	5 5/16	3 1/2	6 15/16	134	89	176	
CB14-B2	12	14	190	7.6	30.4	1.4	8	5 5/16	3 1/2	6 9/16	134	89	166	
CB14L-A1	12	14	190	7.6	30.4	1.4	1	5 5/16	3 1/2	6 9/16	134	89	166	
CB14L-A2	12	14	190	7.6	30.4	1.4	8	5 5/16	3 1/2	6 9/16	134	89	166	
CB14L-B2	12	14	190	7.6	30.4	1.4	8	5 5/16	3 1/2	6 9/16	134	89	166	
SCB14L-A2*	12	14	190	7.6	30.4	1.4	8	5 5/16	3 1/2	6 9/16	134	89	166	
SCB14L-B2*	12	14	190	7.6	30.4	1.4	8	5 5/16	3 1/2	6 9/16	134	89	166	
CB16-B	12	19	240	10.5	40.6	1.9	6	6 7/8	4	6 1/8	175	100	155	
CB16B-A	12	16	175	8.4	33.8	1.6	4	6 5/16	3 9/16	6 3/8	160	90	161	
CB16B-A1	12	16	175	8.4	33.8	1.6	7	6 5/16	3 9/16	6 3/8	160	90	161	
CB16AL-A2	12	16	175	8.6	37.2	1.6	2	8 1/8	2 13/16	6 7/16	207	71.5	164	
CB16CL-B	12	19	240	10.1	40.6	1.9	5	6 7/8	4	6 7/8	175	100	175	
CB16L-B1	12	19	240	10.5	40.6	1.9	6	6 7/8	4	6 1/8	175	100	155	
HCB16A-AB	12	16	150	8.5	30.4	1.6	7	6	3 5/8	7 1/16	151	91	180	
CB18-A	12	18	235	9.4	40.6	1.8	7	7 1/8	3 9/16	6 3/8	180	90	162	
CB18L-A	12	18	235	9.4	40.6	1.8	7	7 1/8	3 9/16	6 3/8	180	90	162	
C50-N18A-A	12	20	260	11.2	50.7	2.0	7	8 1/8	3 9/16	6 15/16	205	90	176	
C50-N18L-A3	12	20	260	11.2	47.3	2.0	4	8 1/8	3 9/16	6 3/8	205	90	162	
SC50-N18L-AT*	12	20	260	11.2	47.3	2.0	7	8 1/8	3 9/16	6 3/8	205	90	162	
C60-N24-A	12	28	280	14.4	57.5	2.8	3	7 1/4	4 7/8	6 7/8	184	124	175	
C60-N24L-A	12	28	280	14.4	57.5	2.8	3	7 1/4	4 7/8	6 7/8	184	124	175	
C60-N24AL-B	12	28	280	14.4	57.5	2.8	3	7 1/4	4 7/8	6 7/8	184	124	175	
CB30L-B	12	30	300	14.1	57.5	3.0	4	6 5/8	5 3/16	6 15/16	168	132	176	
CB30CL-B	12	30	300	14.5	57.5	3.0	4	6 5/8	5 3/16	7 9/16	168	132	192	
51814	12	19*	190	9.4	33.8	1.3	10	7 7/16	3 1/4	6 7/8	186	82	171	
51913	12	19*	190	9.4	33.8	1.9	10	7 7/16	3 1/4	6 7/8	186	82	171	
53030	12	30*	300	16.1	54.1	3.0	10	7 7/16	5 1/8	6 7/8	186	130	171	

### CONVENTIONAL 6 VOLT

Type	Voltage (V)	Capacity at 10HR (Ah)	CCA @ 0° F (-18° C)	Apprx. Weight w/o Acid (Lbs.)	Acid Volume (Oz.)	Regular Charge Current (Ah)	Terminal Type (See Page 6)	Dimensions in Inches (+/- 1/16 In.)			Dimensions In Millimeters (+/- 2 mm.)			Assembly Figure (per cover polarity)
								Length	Width	Height	Length	Width	Height	
6N2-2A	6	2	16	1.0	3.4	0.2	-	2 3/4	1 7/8	3 3/4	70	47	96	
6N2-2A-1	6	2	16	1.0	3.4	0.2	-	2 3/4	1 7/8	3 3/4	70	47	96	
6N2-2A-3	6	2	16	1.0	3.4	0.2	-	2 3/4	1 7/8	3 3/4	70	47	96	
6N2-2A-4	6	2	16	1.0	3.4	0.2	-	2 3/4	1 7/8	3 3/4	70	47	96	
6N2-2A-8	6	2	16	1.0	3.4	0.2	-	2 3/4	1 7/8	3 3/4	70	47	96	
6N2A-2C	6	2	16	1.0	3.4	0.2	-	2 3/4	1 7/8	4 3/16	70	47	106	
6N2A-2C-3	6	2	16	1.0	3.4	0.2	-	2 3/4	1 7/8	4 3/16	70	47	106	
6N4-2A	6	4	24	1.3	6.8	0.4	-	2 13/16	2 13/16	3 3/4	71	71	96	
6N4-2A-2	6	4	24	1.3	6.8	0.4	-	2 13/16	2 13/16	3 3/4	71	71	96	
6N4-2A-3	6	4	24	1.3	6.8	0.4	-	2 13/16	2 13/16	3 3/4	71	71	96	
6N4-2A-4	6	4	24	1.3	6.8	0.4	-	2 13/16	2 13/16	3 3/4	71	71	96	
6N4-2A-5	6	4	24	1.3	6.8	0.4	-	2 13/16	2 13/16	3 3/4	71	71	96	
6N4-2A-8 (6)	6	4	24	1.3	6.8	0.4	-	2 13/16	2 13/16	3 3/4	71	71	96	
6N4A-4D	6	4	32	1.7	6.8	0.4	-	2 3/8	2 1/4	5 1/8	61	57	131	
6N4B-2A	6	4	32	1.7	6.8	0.4	-	4	1 7/8	3 3/4	102	48	96	
6N4B-2A-3	6	4	32	1.7	6.8	0.4	-	4	1 7/8	3 3/4	102	48	96	
6N4B-2A-5	6	4	32	1.7	6.8	0.4	-	4	1 7/8	3 3/4	102	48	96	
6N4C-1B	6	4	32	1.7	6.8	0.4	-	2 13/16	2 13/16	4 1/8	71	71	105	
6N5.5-1D	6	5.5	44	1.8	10.1	0.6	-	3 9/16	2 3/4	3 15/16	90	70	100	
6N5.5-1D-1	6	5.5	44	1.8	10.1	0.6	-	3 9/16	2 3/4	3 15/16	90	70	100	
6N6-1B	6	6	48	2.0	10.1	0.6	-	3 7/8	2 1/4	4 3/8	99	57	111	
6N6-1D-2	6	6	48	2.0	10.1	0.6	-	3 7/8	2 1/4	4 3/8	99	57	111	

\* This battery includes a sensor

† Sensor available for this battery







Battery Specifications

CONVENTIONAL 6 VOLT (Continued)

Table with columns: Type, Voltage (V), Capacity at 10HR (Ah), CCA @ 0° F (-18° C), Apprx. Weight w/o Acid (Lbs.), Acid Volume (Oz.), Regular Charge Current (Ah), Terminal Type (See Page 6), Dimensions in Inches (+/- 1/16 in.) (Length, Width, Height), Dimensions In Millimeters (+/- 2 mm.) (Length, Width, Height), Assembly Figure (per cover polarity).

CONVENTIONAL 12 VOLT

Table with columns: Type, Voltage (V), Capacity at 10HR (Ah), CCA @ 0° F (-18° C), Apprx. Weight w/o Acid (Lbs.), Acid Volume (Oz.), Regular Charge Current (Ah), Terminal Type (See Page 6), Dimensions in Inches (+/- 1/16 in.) (Length, Width, Height), Dimensions In Millimeters (+/- 2 mm.) (Length, Width, Height), Assembly Figure (per cover polarity).

LAWN & GARDEN

Table with columns: Type, Voltage (V), Capacity at 10HR (Ah), CCA @ 0° F (-18° C), Apprx. Weight w/o Acid (Lbs.), Acid Volume (Oz.), Regular Charge Current (Ah), Terminal Type (See Page 6), Dimensions in Inches (+/- 1/16 in.) (Length, Width, Height), Dimensions In Millimeters (+/- 2 mm.) (Length, Width, Height), Assembly Figure (per cover polarity).

\* @ 20 hr. rate

Motorcycle Battery Applications

BUELL

Table with columns: cc, Model, Year, Factory Sealed Maintenance Free, Sealed Maintenance Free, High Performance, Conventional.

CANNONDALE

Table with columns: cc, Model, Year, Factory Sealed Maintenance Free, Sealed Maintenance Free, High Performance, Conventional.

EXCELSIOR-HENDERSON

Table with columns: cc, Model, Year, Factory Sealed Maintenance Free, Sealed Maintenance Free, High Performance, Conventional.

† Must use factory activated battery. \* Must use adaptor kit available from Buell.

HARLEY-DAVIDSON

Table with columns: cc, Model, Year, Factory Sealed Maintenance Free, Sealed Maintenance Free, High Performance, Conventional.

< Requires use of Cover/Spacer Kit.



## Motorcycle Battery Applications

### HARLEY-DAVIDSON (Continued)

cc	Model	Year	Factory Sealed, Maintenance Free	Sealed Maintenance Free	High Performance	Conventional
883	XL,XLH (Sportster)	04-09	PTX14LBS-FS	PTX14L-BS	-	-
	XL,XLH (Sportster)	97-03	PTX20LBS-FS	PTX20L-BS	-	-
	XLH (Sportster)	86-96	PTX19BS-FS	PTX19-BS	CB16-B-LM	CB16-B
500	MT500 (Military)	All	PTX14AHLBS-FS	PTX14AHL-BS	CB14L-A2	-
350	SS350	All	-	-	-	6N11A-1B
250	SS250,SX250	75-78	-	-	CB7L-B	12N7-3B
175	SS175,SX175	74-78	-	-	CB7L-B	12N7-3B
125	SS125,SX125	74-78	-	-	CB7L-B	12N7-3B
	SXT125	75-78	-	-	CB7L-B	12N7-3B
	TX125	73-78	-	-	CB7L-B	12N7-3B
90	Z90	73-76	-	-	CB7L-B	12N7-3B

### HONDA

cc	Model	Year	Factory Sealed, Maintenance Free	Sealed Maintenance Free	High Performance	Conventional
1800	GL1800 Gold Wing	01-09	PTX20LBS-FS	PTX20L-BS	-	-
	NRX1800 Valkyrie Rune	04-05	PTX20LBS-FS	PTX20L-BS	-	-
	VTX1800C, VTX1800R Retro	02-07	PTX20LBS-FS	PTX20L-BS	-	-
1500	GL1500 Gold Wing	88-00	PIX50LBS-FS	PTX18L-BS	C50-N18L-A3	-
	GL1500 Valkyrie	97-03	PTX14BS-FS	PTX14-BS	-	-
1300	ST1300, A, P	03-09	PTZ14S	-	-	-
	VTX1300C,R,S, Retro	03-09	PTX14BS-FS	PTX14-BS	-	-
1200	GL1200 Gold Wing	84-87	PIX50LBS-FS	PTX18L-BS	C50-N18L-A-LM	C50-N18L-A3
1100	CB1100F					
	Super Sport	83	PTX14AHLBS-FS	PTX14AHL-BS	CB14L-A2	-
	CBR1100XX	01-04	PTZ12S	-	-	-
	CBR1100XX	97-00	PTX12BS-FS	PTX12-BS	-	-
	GL1100 Gold Wing	80-83	PIX50LBS-FS	PTX18L-BS	C50-N18L-A-LM	C50-N18L-A3
	ST1100,ABS-TCS, 1100A	91-02	PTX14BS-FS	PTX14-BS	-	-
	VF1100C V65					
	Magna	83-86	PTX20BS-FS#	PTX20-BS#	CB18-A	-
	VF1100S V65 Sabre	84-85	PTX20LBS-FS#	PTX20L-BS#	CB18L-A	-
	VT1100 Shadow, C2 Sabre	00-07	PTX14BS-FS	PTX14-BS	-	-
	VT1100C,C3, T Shadow (Spirit, Aero, A.C.E. Tourer)	01-07	PTX14BS-FS	PTX14-BS	-	-
	VT1100C,C3, T Shadow (Spirit, Aero, A.C.E. Tourer)	98-00	-	-	HCB16A-AB	-
	VT1100C Shadow Spirit	85-97	-	-	HCB16A-AB	-
	VT1100C2 Shadow A.C.E.	95-99	-	-	HCB16A-AB	-
1000	CB1000	94-95	PTX12BS-FS	PTX12-BS	-	-
	CB1000C Custom	83	PTX14AHLBS-FS	PTX14AHL-BS	CB14L-A2	-
	CB1000F Hurricane	87-96	PTX14AHLBS-FS	PTX14AHL-BS	CB14L-B2	-
	CBR1000RR	08-09	PTZ7S	-	-	-
	CBR1000RR	04-07	PTZ10S	-	-	-
	CBX1000					
	Super Sport	79-82	PTX20LBS-FS#	PTX20L-BS#	CB18L-A	-
	CBX1000					
	Super Sport (Opt)	82	PIX50LBS-FS	PTX18L-BS	C50-N18L-A-LM	C50-N18L-A3
	GL1000 Gold Wing	75-79	PIX50LBS-FS	PTX18L-BS	C50-N18L-A-LM	C50-N18L-A3
	RVT1000R RC51	00-06	PTZ12S	-	-	-
	VTR1000F					
	Super Hawk	01-05	PTZ12S	-	-	-
	VTR1000					
	Super Hawk	97-00	PTX12BS-FS	PTX12-BS	-	-
	VF1000R,F	84-86	-	-	CB16B-A	-
954	CBR954RR	02-03	PTZ10S	-	-	-
929	CBR929RR,RE	00-01	PTZ10S	-	-	-
919	CB900F (919)	02-06	PTZ10S	-	-	-
900	CB900C,F	80-82	PTX14AHLBS-FS	PTX14AHL-BS	CB14L-A2	-
	CBR900,RR	93-99	PTX9BS-FS	PTX9-BS	-	-
800	PC800 Pacific Coast	89-98	PTX12BS-FS	PTX12-BS	-	-
	VFR800,					
	A Interceptor, ABS	02-09	PTZ12S	-	-	-
	VF800FI Interceptor	98-01	PTX12BS-FS	PTX12-BS	-	-
	VT800C Shadow	88	PTX14AHLBS-FS	PTX14AHL-BS	CB14-B2	-
750	CB750 Nighthawk	91-03	PTX14AHLBS-FS	PTX14AHL-BS	CB14A-2	-
	CB750A Hondomatic	76-78	PIX50LBS-FS	PTX18L-BS	C50-N18L-A-LM	C50-N18L-A3
	CB750C Custom	80-82	PTX14AHLBS-FS	PTX14AHL-BS	CB14L-A2	-
	CB750F Super Sport	75-82	PTX14AHLBS-FS	PTX14AHL-BS	CB14L-A2	-
	CB750K Four	69-82	PTX14AHLBS-FS	PTX14AHL-BS	CB14L-A2	12N14-3A
	CB750C Limited Ed.	79	PTX14AHLBS-FS	PTX14AHL-BS	CB14L-A2	-
	CB750C Nighthawk	82-83	PTX14AHLBS-FS	PTX14AHL-BS	CB14L-A2	-
	RVF750R (RC45)	94	PTX9BS-FS	PTX9-BS	-	-
	VF750C V45 Magna	88	-	-	CB12A-A	-
	VF750C V45 Magna	82-83	PTX14AHLBS-FS	PTX14AHL-BS	CB14A-2	-
	VF750C,C2, D Magna	94-03	PTX12BS-FS	PTX12-BS	-	-

### HONDA (Continued)

cc	Model	Year	Factory Sealed, Maintenance Free	Sealed Maintenance Free	High Performance	Conventional
	VF750F V45					
	Interceptor	83-84	PTX14AHLBS-FS	PTX14AHL-BS	CB14A-2	-
	VF750S V45 Sabre	82-83	PTX14AHLBS-FS+	PTX14AHL-BS+	SCB14L-A2+	CB12A-B
	VF750F Interceptor	86	-	-	-	-
	VFR750F	90-97	PTX12BS-FS	PTX12-BS	-	-
	VFR750R (RC30)	90	PTX9BS-FS	PTX9-BS	-	-
	VT750C,CA,C2					
	Shadow Spirit, Aero	07-09	PTZ12S	-	-	-
	VT750C,CA	04-08	PTZ12S	-	-	-
	VT750C Shadow	98-00	PTX14BS-FS	PTX14-BS	-	-
	VT750CD,CD2					
	Shadow Deluxe	98-02	PTX14BS-FS	PTX14-BS	-	-
	VT750CDA,B,C, D Shadow					
	A.C.E. Deluxe	02-03	PTX14BS-FS	PTX14-BS	-	-
	VT750C Shadow	83	-	-	HCB16A-AB	-
	VT750DC Shadow					
	Spirit	01-07	PTZ14S	-	-	-
700	CB700SC					
	Nighthawk S	87	-	-	CB14L-A1	-
	VF700C Magna	87	-	-	CB12A-A	-
	VF700C Magna	84-86	PTX14AHLBS-FS	PTX14AHL-BS	CB14A-2	-
	VF700F Interceptor	84-85	PTX14AHLBS-FS	PTX14AHL-BS	CB14A-2	-
	VF700S Sabre	84-85	PTX14AHLBS-FS	PTX14AHL-BS	CB14L-A2	-
	VF700F Interceptor	86-87	-	-	CB12A-B	-
	VT700C Shadow	86-87	PTX14AHLBS-FS	PTX14AHL-BS	CB14-B2	-
	VT700C Shadow	84-85	-	-	HCB16A-AB	-
680	DN-01	09	PTZ14S	-	-	-
650	CB650, Custom	79-82	-	-	CB12A-A	-
	CB650SC					
	Nighthawk	83-85	-	-	CB12AL-A	-
	CB650SC					
	Nighthawk	82	-	-	CB12A-A	-
	CX650C Custom	83	PTX14AHLBS-FS	PTX14AHL-BS	CB14A-2	-
	CX650T Turbo	83	PTX14AHLBS-FS	PTX14AHL-BS	CB14L-A2	-
	GL650I Silver					
	Wing Interstate	83	PTX14AHLBS-FS	PTX14AHL-BS	CB14L-A2	-
	NT650 Hawk GT	88-91	PTX9BS-FS	PTX9-BS	-	-
	NT650V					
	NX650	88-89	PTX9BS-FS	PTX9-BS	-	-
	SLR650					
	Vigor 650					
	XR650L	93-09	PTX9BS-FS	PTX9-BS	-	-
600	CB600F	04-06	PTX7LBS-FS	PTX7L-BS	-	-
	CBR600	87-00	PTX9BS-FS	PTX9-BS	-	-
	CBR600F4i, 600RR	01-09	PTZ10S	-	-	-
	VT600C,CD					
	Shadow Deluxe	04-07	PTZ10S	-	-	-
	VT600C,CD Shadow					
	Deluxe, VLX	88-03	PTX9BS-FS	PTX9-BS	-	-
	XL600R	83-87	-	-	CB3L-A	-
	XL600V Transalp	89-90	-	-	CB12A-B	-
	CB550 Four, K, SS	74-78	-	-	CB12A-A	12N12A-4A-1
	CB550SC					
	Nighthawk	83	-	-	CB12AL-A	-
500	CB500 Four, Twin	71-76	-	-	CB12A-A	12N12A-4A-1
	CB500, C,D,T	78-82	PTX14AHLBS-FS	PTX14AHL-BS	CB14L-A2	-
	FT500 Ascot	82-83	PTX14AHLBS-FS	PTX14AHL-BS	CB14L-A2	-
	GB500	89-90	-	-	CB12A-B	-
	GL500,I Silver Wing	81-82	PTX14AHLBS-FS	PTX14AHL-BS	CB14L-A2	-
	VF500C V30 Magna	84-85	-	-	CB12A-A	-
	VF500F Interceptor	84-86	-	-	CB12A-A	-
	VF500C Shadow	83-86	-	-	CB12A-A	-
	VF500T Ascot	83-84	-	-	CB12A-A	-
	XL500R	82	-	-	CB3L-A	-
	XL500S	79-81	-	-	6N4-2A-4	-
450	CB450, SS	67-74	-	-	CB12A-A	12N12A-4A-1
	CB400A	78	-	-	CB12A-A	-
	CB450SC					
	Nighthawk,T	82-86	-	-	CB12A-A	-
	CL450 Scrambler	67-74	-	-	CB12A-A	12N12A-4A-1
	CMX450C					
	CRF450X	05-09	PTZ7S	-	-	-
	Hondomatic,E	82-83	-	-	CB12A-A	-
	CMX450C Rebel	86-87	-	-	CB12A-A	-
400	CB400F CB-1	89-90	PTX9BS-FS	PTX9-BS	-	-
	CB400F Super Sport	75-77	-	-	CB12A-A	12N12A-4A-1
	CB400T Hawk,					
	HawkII	78-81	-	-	CB12A-A	-
	CB400TI Hawk I	78-79	-	-	CB9-B	12N9-4B-1
	CM400 (All)	79-81	-	-	CB12A-A	-
	CB360, G, T	74-76	-	-	CB12A-A	12N12A-4A-1
	CJ360T	76-77	-	-	CB9-B	12N9-4B-1
360	CL360 Scrambler	74-75	-	-	CB12A-A	12N12A-4A-1
	CB350 Super					
350	Sport4	68-74	-	-	CB12A-A	12N12A-4A-1
	CL350 Scrambler	68-73	-	-	CB12A-A	12N12A-4A-1
	SL350 Motosport	70-73	-	-	12N5-4B	-
	SL350 Motosport	69-70	-	-	CB12A-A	12N12A-4A-1

# The PTX20 series batteries may be used as an optional upgrade, but some modification to the hold down may be necessary. See battery label for retrofit cautions.

+ Eliminates need for sensor (needs to be disabled).  
• This battery includes a sensor.





Motorcycle Battery Applications

HONDA (Continued)

Table with columns: cc, Model, Year, Factory Sealed Maintenance Free, Sealed Maintenance Free, High Performance, Conventional. Lists Honda models like XL350, CA77 Dream, etc.

HONDA (Continued)

Table with columns: cc, Model, Year, Factory Sealed Maintenance Free, Sealed Maintenance Free, High Performance, Conventional. Lists Honda models like XL75, C70 Passport, etc.

INDIAN

Table with columns: cc, Model, Year, Factory Sealed Maintenance Free, Sealed Maintenance Free, High Performance, Conventional. Lists Indian models like Chief, Scout, Spirit.

KAWASAKI

Table with columns: cc, Model, Year, Factory Sealed Maintenance Free, Sealed Maintenance Free, High Performance, Conventional. Lists Kawasaki models like VN2000-A Vulcan, VN1600, etc.

^ See Battery Cross Reference Chart on Page 5 for optional upgrade.
+ Eliminates need for sensor (needs to be disabled).
\* This battery includes a sensor.

# The PTX20 series batteries may be used as an optional upgrade, but some modification to the hold down may be necessary. See battery label for retrofit cautions.
\*\* When ordering this battery, specify sensor.



## Motorcycle Battery Applications

### KAWASAKI (Continued)

cc	Model	Year	Factory Sealed Maintenance Free	Sealed Maintenance Free	High Performance	Conventional
	KZ1000-C Police, Z1-R	78-79	PTX14AHLBS-FS	PTX14AHL-BS	CB14L-A2	
	KZ1000, LTD	77-80	PTX14AHLBS-FS	PTX14AHL-BS	CB14L-A2	
	KZ100-E ST, Shaft	79-80	PTX19LBS-FS	PTX19L-BS	CB16L-B	
	KZ1000-G Classic	80	PTX14AHLBS-FS	PTX14AHL-BS	CB14L-A2	
	KZ1000, LTD, CSR	81-83	PTX20LBS-FS#	PTX20L-BS#	CB18L-A	
	KZ1000-R Replica	82-83	PTX20LBS-FS#	PTX20L-BS#	CB18L-A	
	Z1000	03-09	PTX9BS-FS	PTX9-BS		
	ZG1000A Concours	86-06	PTX20LBS-FS#	PTX20L-BS#	CB18L-A	
	ZL1000-A	87	PTX14AHLBS-FS	PTX14AHL-BS	CB14L-A2	
	ZX10R	86-90	PTX14AHLBS-FS	PTX14AHL-BS	CB14L-A2	
	ZX1000-A Ninja	86-90	PTX14AHLBS-FS	PTX14AHL-BS	CB14L-A2	
	ZX1000-C Ninja (ZX10-R)	04-09	PT12B-4			
900	KZ900, LTD	76-77			CB10L-A2	
	Vulcan 900 Classic	06-09	PTX12BS-FS	PTX12-BS		
	Z1 Series	73-75	PTX14AHLBS-FS	PTX14AHL-BS	CB14L-A2	12N14-3A
	ZL900-A Eliminator	85-86	PTX14AHLBS-FS	PTX14AHL-BS	CB14L-A2	
	ZX900-A Ninja	84-86	PTX14AHLBS-FS	PTX14AHL-BS	CB14L-A2	
	ZX900-B Ninja (ZX-9R)	94-97	PTX12BS-FS	PTX12-BS		
	ZX900-C, E, F Ninja (ZX-9R)	98-03	PTX9BS-FS	PTX9-BS		
800	VN800-A, B, E Vulcan, Classic, Drifter	04-06	PTX12BS-FS	PTX12-BS		
	VN800-A, B, C Vulcan, Classic, Drifter	95-03	PTX14BS-FS	PTX14-BS		
750	H2 Series	72-75				12N5.5-4A
	KZ750, LTD, CSR	76-79	PTX14AHLBS-FS+	PTX14AHL-BS+	SCB14L-A2*	
	KZ750-E, H, L LTD	80-83			CB12A-A	
	KZ750-F LTD, Spectre	83	PTX14AHLBS-FS	PTX14AHL-BS	CB14L-A2	
	KZ750-L Ninja	93	PTX9BS-FS	PTX9-BS		
	KZ750-R GP	82			CB12A-A**	
	VN750-A Vulcan	86-06	PTX14AHLBS-FS	PTX14AHL-BS	CB14L-A2	
	ZN750-A LTD	84-85	PTX14AHLBS-FS	PTX14AHL-BS	CB14L-A2	
	ZR-7, S	00-05	PTX12BS-FS	PTX12-BS		
	ZR750	05-06	PTX9BS-FS	PTX9-BS		
	ZR750-C Zephyr	91-94	PTX12BS-FS	PTX12-BS		
	ZX750-E Turbo, GPz	83-85	PTX14AHLBS-FS+	PTX14AHL-BS+	SCB14L-A2*	
	ZX750-F Ninja	87-90	PTX14AHLBS-FS	PTX14AHL-BS	CB14L-A2	
	ZX750-H Ninja ZX-7	90			CB12AL-A**	
	ZX750-H Ninja ZX-7	89	PTX14AHLBS-FS	PTX14AHL-BS	CB14L-A2	
	ZX750-J Ninja ZX-7	91-95	PTX12BS-FS	PTX12-BS		
	ZX750 Ninja ZX, 7RR	91-97	PTX9BS-FS	PTX9-BS		
	ZX750-P Ninja ZX-7R	96-03	PTX12BS-FS	PTX12-BS		
700	KZ700-A	84			CB12A-A	
	VN700-A Vulcan	85	PTX14AHLBS-FS	PTX14AHL-BS	CB14L-A2	
	ZN700-A LTD	84-85	PTX14AHLBS-FS	PTX14AHL-BS	CB14L-A2	
650	ER6n	09	PTX12BS-FS	PTX12-BS		
	KL650-A, E, KLR, KL650-B, Tengai	87-09	PTX14AHLBS-FS	PTX14AHL-BS	CB14L-A2	
	KLE650 Versys	08-09	PTX12BS-FS	PTX12-BS		
	KLX650C, R	93-96	PTX9BS-FS	PTX9-BS		
	KZ650SR, LTD, Custom	77-80			CB10L-A2	
	KZ650-H CSR	81-83			CB12A-A	
	Ninja 650R	06-09	PTX12BS-FS	PTX12-BS		
	W Series	66-70			CB7L-B	12N7-3B
	W650	00-02	PTX14BS-FS	PTX14-BS		
636	ZX636-B Ninja ZX-6R	03-06	PTX9BS-FS	PTX9-BS		
600	KL600-A KLR	84			CB4L-A	
	KL600-B KLR	85-86	PTX14AHLBS-FS	PTX14AHL-BS	CB14L-A2	
	ZL600(All)	86-97			CB12A-A	
	ZX600-A, B, C, D Ninja	85-96			CB12A-A	
	ZX600-E, F Ninja ZX-6R	93-02	PTX12BS-FS	PTX12-BS		
	ZX600-FA	08-09	PTX9BS-FS	PTX9-BS		
	Ninja ZX-6R	08-09	PTX9BS-FS	PTX9-BS		
	ZX600-G, J Ninja ZX-6R/ZZR	98-08	PTX9BS-FS	PTX9-BS		
	ZX600-K, M Ninja ZX6RR	03-06	PTX9BS-FS	PTX9-BS		
	ZZR600	05-09	PTX9BS-FS	PTX9-BS		
	ZZR600	02-04	PTX12BS-FS	PTX12-BS		
550	KZ550, LTD, GP	80-83			CB12A-A	
	KZ550-F LTD	84			CB12A-A**	
	KZ550-F Spectre	83			CB12A-A**	
	KZ550-H GP	82-83			CB12A-A**	
	ZR550-B Zephyr	90-92			CB12A-A	

# The PTX20 series batteries may be used as an optional upgrade, but some modification to the hold down may be necessary. See battery label for retrofit cautions.  
 + Eliminates need for sensor (needs to be disabled).  
 \* This battery includes a sensor.

### KAWASAKI (Continued)

cc	Model	Year	Factory Sealed Maintenance Free	Sealed Maintenance Free	High Performance	Conventional
	ZX550-A GPz	84-86			CB12A-A**	
500	EN500-A Vulcan	90-96			CB12A-A	
	EN500-C Vulcan LTD	96-09			CB12AL-A2	
	EX500-A	87-93	PTX14AHLBS-FS	PTX14AHL-BS	CB14L-A2	
	EX500-D Ninja 500R	94-09	PTX14AHLBS-FS	PTX14AHL-BS	CB14L-A2	
	H1 Series	73-75			CB9L-B	12N9-3B
	H1 Series	69-72			CB9-B	12N9-4B-1
	KH500-A	76			CB9L-B	12N9-3B
450	KLX450R	08-09	PTZ7S			
	EN450-A 454 LTD	85-90			CB12A-A	
440	KZ440 (All)	80-83			CB12A-A	
400	KH400-A	76-78				12N5.5-4A
	KLX400R, KLX400SR	03-04	PT7B-4			
	KZ400 Deluxe	77-79			CB12A-A	12N12A-4A-1
	KZ400-C	78				12N5.5-4A
	KZ400-D, H	74-79			CB12A-A	12N12A-4A-1
	KZ400-S	75-77				12N5.5-4A
	S3 Series	74-75				12N5.5-4A
350	A7 Series	66-71			CB9-B	12N9-4B-1
	F5 Series	70-71				6N2-2A-3
	F9 Series	73-75				6N4B-2A-3
	F9 Series	72				6N2-2A-3
	S2 Series	72-73				12N5.5-4A
305	EX305-B GP	83			CB9L-A2	
	KZ305CSR, LTD	81-88			CB10L-A2	
250	A1 Series	66-71			CB9-B	12N9-4B-1
	EL250, HS	88-93			CB9L-A2	
	EX250, Ninja 250R	08-09	PTX7ABS-FS	PTX7A-BS		
	EX250 Ninja	95-07	PTX7LBS-FS	PTX7L-BS		
	EX250 Ninja	86-94			CB9L-A2	
	F4 Series	69-70				12N5.5-4A
	F8 Series	71-72				6N2-2A-3
	F11 Series	73-75				6N4B-2A-3
	KE250-B	77-79				6N6-1D-2
	KH250-A	76				12N5.5-4A
	KL250 Super Sherpa	00-09	PTX7LBS-FS	PTX7L-BS		
	KL250	78-84				6N6-1D-2
	KL250-D KLR	85-05			CB4L-A	
	KZ250 CSR, LTD	80-83			CB10L-A2	
	KLX250S	06-09	PTX7LBS-FS	PTX7L-BS		
	S1 Series	73-75				12N5.5-4A
200	KZ200-A	78-79			CB10L-B	
175	F7 Series	71-75				6N4-2A-5
	KE175-B	76-78				6N6-1D-2
125	BN125 Eliminator	01-09			CB9-B	
	F6 Series	71-73				6N4-2A-5
	KE125-A	76-83				6N6-1D-2
	KS125 Series	74-75				6N6-1D-2
120	C2SS RoadRunner	67-69				6N4-2A-3
	C2TR RoadRunner	67-69				6N4-2A-3
100	G3SS Series	75				6N4-2A-5
	G3TR Series	71				6N4-2A-3#
	G4TR Series	73-75				6N4-2A-5
	G4TR Series	70-72				6N4-2A-3
	G5 Series	74-75				6N4-2A-5
	G5 Series	72-73				6N4-2A-3
	KE100-A	79-81				6N6-1D-2
	KE100-A	76-78				6N4-2A-5
	KE100-B	82-01				6N6-1D-2
	KH100-B	76-77				6N4-2A-5
	KM100-A	79-81				6N6-1D-2
	KM100-A	76-78				6N4-2A-5
	KV100-A	76				6N4-2A-5
90	G3SS Series	73-74				6N4-2A-5
	G3SS Series	69-72				6N4-2A-3#
	G3TR Series	69-70				6N4-2A-3#
	MC1 Series	73-75				6N4-2A-5

### POLARIS VICTORY

cc	Model	Year	Factory Sealed Maintenance Free	Sealed Maintenance Free	High Performance	Conventional
1507	V92C, DC Classic, Deluxe, Cruiser	98-04	PTX20LBS-FS	PTX20L-BS		
	V92SC					
	Sport Cruiser	00-01	PTX20LBS-FS	PTX20L-BS		
	V92TC					
	Touring Cruiser	02-06	PTX20LBS-FS	PTX20L-BS		
	Vegas, Kingpin, 8-ball, Hammer	03-05	PTX20LBS-FS	PTX20L-BS		

\*\* When ordering this battery, specify sensor.  
 \*\* Must use existing terminal adaptor.

# G3SS & G3TR models having the engine production #235611 and above, use a 6N4-2A-5 battery.







Motorcycle Battery Applications

SUZUKI

Table with columns: cc, Model, Year, Factory Sealed Maintenance Free, Sealed Maintenance Free, High Performance, Conventional. Lists various Suzuki motorcycle models and their battery specifications.

SUZUKI (Continued)

Continuation of the Suzuki table with columns: cc, Model, Year, Factory Sealed Maintenance Free, Sealed Maintenance Free, High Performance, Conventional. Lists more Suzuki motorcycle models.

YAMAHA

Table with columns: cc, Model, Year, Factory Sealed Maintenance Free, Sealed Maintenance Free, High Performance, Conventional. Lists Yamaha motorcycle models and their battery specifications.

+ Eliminates need for sensor (needs to be disabled).

\* This battery includes a sensor.



## Motorcycle Battery Applications

### YAMAHA (Continued)

cc	Model	Year	Factory Sealed, Maintenance Free	Sealed Maintenance Free	High Performance	Conventional
	XVZ13 Royal Star/ Venture (All) XVZ13	96-09	PTX20LBS-FS	PTX20L-BS	-	-
	Venture/Royal XJR1300 (EU)	86-93	PIX50LBS-FS+	PIX50L-BS+	SC50-N18L-AT*	-
1200	FJ1200 (All)	07-09	PTZ14S	-	-	-
	FJ1200	91-93	PTX14BS-FS	PTX14-BS	-	-
	VMX12 V-Max XVZ12	86-90	PTX14AHLBS-FS	PTX14AHL-BS	CB14L-A2	-
	Venture/Royale	85-07	-	-	CB16AL-A2	-
1100	FJ1100	83-85	PIX50LBS-FS+	PIX50L-BS+	SC50-N18L-AT*	-
	XJ1100 Maxim XS1100 (All)	84-85	PTX14AHLBS-FS	PTX14AHL-BS	CB14L-A2	-
	XV1100 Virago (All)	82	PIX50LBS-FS+	PIX50L-BS+	SC50-N18L-AT*	-
	XV51100 V-Star (All)	78-81	PIX50LBS-FS	PIX18L-BS	C50-N18L-A-LM	C50-N18L-A3
1000	FZR1000	86-99	PIX50LBS-FS	PTX18L-BS	C50-N18L-A-LM	C50-N18L-A3
	FZR1000	99-09	PT14B-4	-	-	-
	FZS1000 FZ1	91-95	PTX14BS-FS	PTX14-BS	-	-
	FZS1000 FZ1	87-90	PTX14AHLBS-FS	PTX14AHL-BS	CB14L-A2	-
	GTS1000	01-05	-	PTX4B-BS	-	-
	XV1000 Virago	06-09	PTZ14S	-	-	-
	YZF-R1	93-94	PTX14BS-FS	PTX14-BS	-	-
	YZF-R1	84-85	PIX50LBS-FS	PTX18L-BS	C50-N18L-A-LM	C50-N18L-A3
	YZF1000R	99-03	PT12B-4	-	-	-
920	XV920M Midnight	04-09	PTZ10S	-	-	-
	Virago	97-98	PTX14BS-FS	PTX14-BS	-	-
	XV920R Virago	82	PIX50LBS-FS+	PIX50L-BS+	SC50-N18L-AT*	-
	XJ900R Seca	83	PIX50LBS-FS	PTX18L-BS	C50-N18L-A-LM	C50-N18L-A3
900	XJ900R Seca	81-83	PIX50LBS-FS	PTX18L-BS	C50-N18L-A-LM	C50-N18L-A3
850	TDM850	83	PTX14AHLBS-FS	PTX14AHL-BS	CB14L-A2	-
	XS850 (All)	92-93	PTX12BS-FS	PTX12-BS	-	-
750	FZ750	80-81	PTX14AHLBS-FS	PTX14AHL-BS	CB14L-A2	-
	FZR750	85-88	PTX14AHLBS-FS	PTX14AHL-BS	CB14L-A2	-
	TX750	87-88	PTX14AHLBS-FS	PTX14AHL-BS	CB14L-A2	-
	XJ750 Maxim	73-74	PTX19LBS-FS	PTX19L-BS	CB16L-B	-
	XJ750M Midnight	82-83	PTX14AHLBS-FS+	PTX14AHL-BS+	SCB14L-A2*	-
	Maxim	83	PTX14AHLBS-FS	PTX14AHL-BS	CB14L-A2	-
	XS750 (All)	81-83	PTX14AHLBS-FS+	PTX14AHL-BS+	SCB14L-A2*	-
	XV750 Virago (All)	77-79	PTX14AHLBS-FS	PTX14AHL-BS	CB14L-A2	12N14-3A
	YZF750R	81-96	-	-	CB16AL-A2	-
	YZF-R7	94-98	PTX12BS-FS	PTX12-BS	-	-
700	FZ700	99	PT9B-4	-	-	-
	FZX700 Fazer	87	PTX14AHLBS-FS	PTX14AHL-BS	CB14L-A2	-
	XJ700 Maxim	86-87	PTX14AHLBS-FS	PTX14AHL-BS	CB14L-A2	-
	XJ700X	85-86	PTX14AHLBS-FS	PTX14AHL-BS	CB14L-A2	-
	XV700 Virago	85	PTX14AHLBS-FS	PTX14AHL-BS	CB14L-A2	-
650	TX650	84-87	-	-	CB16AL-A2	-
	TX650	74	PTX14AHLBS-FS	PTX14AHL-BS	CB14L-A2	12N14-3A
	XJ650 (All)	73	-	-	CB12A-A	12N12A-4A-1
	XS1	80-83	-	-	CB12A-A	12N12A-4A-1
	XS2	70-71	-	-	CB12A-A	12N5.5-3B
	XS650	72	-	-	CB12A-A	12N12A-4A-1
	XVS650 V-Star (All)	75-83	PTX14AHLBS-FS	PTX14AHL-BS	CB14L-A2	12N14-3A
600	FJ600	98-09	PT12B-4	-	-	-
	FZ6	84-85	-	-	CB12A-A	12N12A-4A-1
	FZ600	05-09	PT12B-4	-	-	-
	FZR600/R	86-88	-	-	CB12A-A	12N12A-4A-1
	SRX600	89-99	-	-	CB12AL-A2	-
	XJ600S Seca II	86	-	-	CB5L-B	12N5-3B
	XT600	92-98	PTX9BS-FS	PTX9-BS	-	-
	XT600E	84-89	-	-	CB5L-B	-
	YX600 Radian	90-95	PTX9BS-FS	PTX9-BS	-	-
	YZF-R6, R6S	86-90	-	-	CB12A-A	12N12A-4A-1
	YZF-R6 (Excl. R6S)	01-07	PT9B-4	-	-	-
	YZF-R6	06-09	PTZ10S	-	-	-
	YZF600R	99-00	PT12B-4	-	-	-
	XJ Maxim, R Seca	95-07	PTX12BS-FS	PTX12-BS	-	-
550	XT550	81-83	-	-	CB12A-A	12N12A-4A-1
	XZ550R Vision	82-83	-	-	CB5L-B	12N5-3B
535	XV535 Virago	82-83	PTX14AHLBS-FS	PTX14AHL-BS	CB14L-A2	-
500	SR500	87-99	-	-	CB12AL-A2	-
	TX500	78-81	-	-	CB7L-B	12N7-3B
	XS500	73-74	PTX14AHLBS-FS	PTX14AHL-BS	CB14L-A2	12N14-3A
	XT500	75-78	PTX14AHLBS-FS	PTX14AHL-BS	CB14L-A2	12N14-3A
	XVS500 Virago	76-81	-	-	CB12A-A	6N6-3B-1
450	WR450F	83	-	-	CB12A-A	12N12A-4A-1
400	DT400 Enduro	03-07	PTZ7S	-	-	-
	DT400 Enduro	77-78	-	-	-	6N6-3B-1
	FZR400 (All)	75-76	-	-	-	6N4B-2A-3
	RD400	88-90	-	-	CB12AL-A2	-
	XS400 (All)	76-79	-	-	-	12N5.5A-3B
360	DT360 Enduro	80-83	-	-	CB12A-A	12N12A-4A-1
	RT1, RT1B 360	74	-	-	-	6N4B-2A-3
	Enduro	70-71	-	-	-	6N2-2A-3
	RT2, RT3 360	72-73	-	-	-	6N4-2A-5
	Enduro	76-78	-	-	-	6N4-2A-5
	XS360	77	-	-	CB12A-A	12N12A-4A-1
	XS360-2	77	-	-	CB7L-B	12N7-3B

### YAMAHA (Continued)

cc	Model	Year	Factory Sealed, Maintenance Free	Sealed Maintenance Free	High Performance	Conventional
350	BW350 Big Wheel R3	87-88	-	-	-	CB12B-B2
	R5, R5B, R5C	69	-	-	-	CB5L-B
	RD350	70-72	-	-	-	12N5.5A-3B
	RZ350	73-75	-	-	-	12N5.5A-3B
	XT350	84-85	-	-	-	12N5.5-3B
	YR2/C	85-00	-	-	-	CB3L-B
250	DS6B, DS6C	68	-	-	-	12N5.5-3B
	DS7	69-70	-	-	-	12N5-3B
	DT1 250 Enduro	72	-	-	-	12N5.5A-3B
	DT1B, DT1C	68	-	-	-	6N2-2A-3
	DT1E 250 Enduro	69-71	-	-	-	6N2-2A-3
	DT2 250 Enduro	72	-	-	-	6N4-2A-5
	DT250 Enduro	77-79	-	-	-	6N6-3B-1
	DT250 Enduro	74-76	-	-	-	6N4B-2A-3
	DT3 250 Enduro	73	-	-	-	6N4-2A-5
	RD250	73-75	-	-	-	12N5.5A-3B
	SR250 Exciter	80-82	-	-	-	12N12A-4A-1
	SRX250	87	-	-	-	12N12A-4A-1
	TTR250	99-06	PT7B-4	-	-	-
	WR250F	03-09	PTX5LBS-FS	PTX5L-BS	-	-
	WR250X,R	08-09	PTZ7S	-	-	-
	XT250	08-09	PTZ7S	-	-	-
	XT250	84	-	-	-	CB3L-B
	XT250	80-83	-	-	-	6N6-3B-1
	XV250 Virago	95-03	-	-	-	CB10L-A2
	XV250 Route 66	88-90	-	-	-	CB10L-A2
230	TTR230E	06-07	PTX5LBS-FS	PTX5L-BS	-	-
225	TTR225	99-05	PT7B-4	-	-	-
	XT225	01-07	PTZ7S	-	-	-
	XT225 Serow	92-00	PTX7LBS-FS	PTX7L-BS	-	-
200	BW200E BigWheel (Elec.Start)	86-88	-	-	-	CB7C-A
	CS3B, CS3C	70-71	-	-	-	CB9L-A2
	CS5	72	-	-	-	CB9L-A2
	RD200	74-76	-	-	-	CB9L-A2
	TW200 Trailway	87-09	-	-	-	CB7C-A
	XT200	82-83	-	-	-	6N4A-4D
	YCS1	68	-	-	-	12N9-3A-1
185	SR185 Exciter	81-82	-	-	-	CB7L-B
175	CT1, CT1B, CT1C 175 Enduro	69-71	-	-	-	6N2-2A-3
	CT2, CT3	175 Enduro	-	-	-	6N4A-4D
	DT175 Enduro	72-73	-	-	-	6N6-3B-1
	DT175 Enduro	78-81	-	-	-	6N4B-2A-3
	DT175 Enduro	74-76	-	-	-	12N5.5-3B
125	AS2C	69	-	-	-	12N7-3B
	AT1E, AT1B, AT1C 125 Enduro	69-71	-	-	-	CB7L-B
	AT2, AT3	125 Enduro	-	-	-	12N7-3B
	DT125 Enduro	72-73	-	-	-	CB7L-B
	DT125 Enduro	78-81	-	-	-	CB7L-B
	DT125 Enduro	74-76	-	-	-	CB7L-B
	RD125	75-76	-	-	-	12N5.5A-3B
	TTR125E/LE (Elec.Start)	03-07	PTX4LBS-FS	PTX4L-BS	-	-
	XT125	82-83	-	-	-	6N4A-4D
	YAS1/C	68	-	-	-	12N5.5-3B
100	DT100 Enduro	77-83	-	-	-	6N4-2A-5
	DT100 Enduro	74-76	-	-	-	6N4B-2A-3
	L5T, L5TA	69-70	-	-	-	CB7L-B
	LS2	72	-	-	-	12N5.5A-3B
	LT2, LT3 100 Enduro	72-73	-	-	-	6N4A-4D
	RS100	75-76	-	-	-	6N4A-4D
	YL2C/CM	68	-	-	-	CB7L-B
90	HS1, HS1B, HT1, HT1B	70-71	-	-	-	12N5.5-3B
	90 Enduro	70-71	-	-	-	6N2-2A-3
	TTR90E (Elec.Start)	03-07	-	-	PTX4B-BS	-
80	DT80 Mini Enduro	81-83	-	-	-	6N4-2A-5
	G65, G65B	70-71	-	-	-	6N4A-4D
	G7S	72	-	-	-	6N4A-4D
	GT1 Mini Enduro	73	-	-	-	6N4-2A-5
	GT80 Mini Enduro	74-80	-	-	-	6N4-2A-5
	LB80 Chappy	76-78	-	-	-	6N4-2A-5
	YG1	62-66	-	-	-	6N4A-4D
	YG5T, YG55	68-69	-	-	-	12N7-3B
60	JT2 Mini Enduro	72	-	-	-	6N2-2A-3
	RD60	73-75	-	-	-	6N4A-4D
50	DT50 Enduro	88-90	-	-	-	6N4B-2A-3
	LB50P Chappy	78-82	-	-	-	6N4-2A-5
	LC50 Champ	80-81	-	-	-	6N4-2A-5
	MJ50 Towny	82	-	-	-	6N4-2A-5
	QT50 Yamahopper	79-87	-	-	-	6N4-2A-5
	RX50 Special	83-84	-	-	-	6N4-2A-5
	TTR50E	06-07	-	-	PTX4B-BS	-
	YSR50	87-92	-	-	-	6N4-2A-5

\* Eliminates need for sensor (needs to be disabled).

\* This battery includes a sensor.





All Terrain Vehicle Battery Applications

AEON (BENZA)

Table with columns: cc, Model, Year, Factory Sealed Maintenance Free, Sealed Maintenance Free, High Performance, Conventional. Rows include Cobra/CX-Sport 100, 90, 50.

ARCTIC CAT

Table with columns: cc, Model, Year, Factory Sealed Maintenance Free, Sealed Maintenance Free, High Performance, Conventional. Rows include TRV700, 650, 500, 400, 366, 300, 250, 90, 50.

BOMBARDIER (Can-Am)

Table with columns: cc, Model, Year, Factory Sealed Maintenance Free, Sealed Maintenance Free, High Performance, Conventional. Rows include Outlander800 EFI, 660, 650, 500, 450, 400, 330, 250, 200, 90, 50.

CANNONDALE

Table with columns: cc, Model, Year, Factory Sealed Maintenance Free, Sealed Maintenance Free, High Performance, Conventional. Row includes All Models.

DRR

Table with columns: cc, Model, Year, Factory Sealed Maintenance Free, Sealed Maintenance Free, High Performance, Conventional. Row includes All Models.

E-TON

Table with columns: cc, Model, Year, Factory Sealed Maintenance Free, Sealed Maintenance Free, High Performance, Conventional. Rows include CXL 150 Yukon II, 90, 50.

HONDA

Table with columns: cc, Model, Year, Factory Sealed Maintenance Free, Sealed Maintenance Free, High Performance, Conventional. Rows include TRX700XX, 680, 650, 500.

HONDA (Continued)

Table with columns: cc, Model, Year, Factory Sealed Maintenance Free, Sealed Maintenance Free, High Performance, Conventional. Rows include TRX450, 420, 400, 350, 300, 250, 90.

JOHN DEERE

Table with columns: cc, Model, Year, Factory Sealed Maintenance Free, Sealed Maintenance Free, High Performance, Conventional. Row includes All Models.

KASEA

Table with columns: cc, Model, Year, Factory Sealed Maintenance Free, Sealed Maintenance Free, High Performance, Conventional. Rows include Skyhawk 250, 170, 150, 125, 90, 65, 50.

KAWASAKI

Table with columns: cc, Model, Year, Factory Sealed Maintenance Free, Sealed Maintenance Free, High Performance, Conventional. Rows include KVF750-A, 700, 650, 450, 400.

† Must use factory activated battery.



## All Terrain Battery Applications

### KAWASAKI (Continued)

cc	Model	Year	Factory Sealed, Maintenance Free	Sealed Maintenance Free	High Performance	Conventional
	KVF400-C					
	Prairie 400, 4x4	99-02	PTX14AHBS-FS	PTX14AH-BS	CB14A-A2	-
	KVF400-C					
	Prairie 400 4x4 (CN)	99-02	PTX14BS-FS	PTX14-BS	-	-
	KVF400-D					
	Prairie 400, 4x4	99-02	PTX14AHBS-FS	PTX14AH-BS	CB14A-A2	-
	KVF400-D					
	Prairie 400 4x4 (CN)	99-01	PTX14BS-FS	PTX14-BS	-	-
360	KVF360-A,B,					
	C Prairie 360, 4x4	03-09	PTX14AHBS-FS	PTX14AH-BS	CB14A-A2	-
300	KEF300-A Lakota	95-00	PTX14AHBS-FS	PTX14AH-BS	CB14A-A2	-
	KEF300-B					
	Lakota Sport	01-03	PTX14AHBS-FS	PTX14AH-BS	CB14A-A2	-
	KLF300-A Bayou	86-87	PTX19CLBS-FS	PTX19CL-BS	CB16CL-B	-
	KLF300-B Bayou	88-04	PTX14AHBS-FS	PTX14AH-BS	CB14A-A2	-
	KLF300-B					
	Bayou (CN)	92-99	PTX19CLBS-FS	PTX19CL-BS	CB16CL-B	-
	KLF300-C					
	Bayou 300 4x4	89-04	PTX14AHBS-FS	PTX14AH-BS	CB14A-A2	-
	KLF300-C					
	Bayou 300 4x4 (CN)	92-05	PTX19CLBS-FS	PTX19CL-BS	CB16CL-B	-
	KVF300-A					
	Prairie 300, 4x4	99-02	PTX14AHBS-FS	PTX14AH-BS	CB14A-A2	-
	KVF300-A					
	Prairie 300,					
	4x4 (CN)	99-01	PTX19CLBS-FS	PTX19CL-BS	CB16CL-B	-
	KVF300-B					
	Prairie 300, 4x4	99-02	PTX14AHBS-FS	PTX14AH-BS	CB14A-A2	-
	KVF300-B					
	Prairie 300,					
	4x4 (CN)	99-02	PTX19CLBS-FS	PTX19CL-BS	CB16CL-B	-
250	KLF250-A Bayou	03-09	-	-	CB10A-A2	-
	KLF250-A					
	Bayou (CN)	03-05	PTX14AHBS-FS	PTX14AH-BS	CB14A-A2	-
	KLT250-A	82-83	-	-	CB12A-A	-
	KLT250-C Prairie	84-85	-	-	CB10L-B	-
	KLT250-C Prairie	83	-	-	CB12A-A	-
220	KLF220-A Bayou	88-02	-	-	CB10A-A2	-
	KLF220-A					
	Bayou (CN)	92-02	PTX14AHBS-FS	PTX14AH-BS	CB14A-A2	-
200	KLT200-A, C	81-84	-	-	CB10L-B	-
	KLT200-B, C	83	-	-	CB12A-A	-
185	KLF185-A Bayou	85-88	-	-	CB10L-B	-
110	KLF110-B					
	Mojave (Elec.Start)	87-88	-	-	CB9L-A2	-
90	KFX90	07-09	PTX5LBS-FS	PTX5L-BS	-	-
80	KSF80-A (KFX80)	03-05	PTX5LBS-FS	PTX5L-BS	-	-
50	KFX50	07-09	PTX5LBS-FS	PTX5L-BS	-	-

### KTM

cc	Model	Year	Factory Sealed, Maintenance Free	Sealed Maintenance Free	High Performance	Conventional
505	SX ATV	08-09	PTX5LBS-FS	PTX5L-BS	-	-
	XC ATV	08-09	PTX5LBS-FS	PTX5L-BS	-	-
450	SX ATV	08-09	PTX5LBS-FS	PTX5L-BS	-	-
	XC ATV	08-09	PTX5LBS-FS	PTX5L-BS	-	-

### KYMCO

cc	Model	Year	Factory Sealed, Maintenance Free	Sealed Maintenance Free	High Performance	Conventional
300	MXU300SD	All	PTX12BS-FS	PTX12-BS	-	-
250	Mongoose, MXU250	All	PTX12BS-FS	PTX12-BS	-	-
150	MXU150	All	PTX9BS-FS	PTX9-BS	-	-
90	Mongoose 90	All	PTX5LBS-FS	PTX5L-BS	-	-
50	Mongoose 50	All	PTX5LBS-FS	PTX5L-BS	-	-

### MANCO

cc	Model	Year	Factory Sealed, Maintenance Free	Sealed Maintenance Free	High Performance	Conventional
260	8265L	06	PTX14AHBS-FS	PTX14AH-BS	CB14A-A2	-
	8264L	05-06	PTX14AHBS-FS	PTX14AH-BS	CB14A-A2	-
	8260E, L	04-06	PTX14AHBS-FS	PTX14AH-BS	CB14A-A2	-
72	8089L	05-06	PTX5LBS-FS	PTX5L-BS	-	-

### PANDA MOTOR SPORTS

cc	Model	Year	Factory Sealed, Maintenance Free	Sealed Maintenance Free	High Performance	Conventional
125	KD125	-	-	-	CB7-A	-
80	KD80	-	-	-	CB7-A	-
50	KD50	-	-	-	CB7-A	-

### POLARIS

cc	Model	Year	Factory Sealed, Maintenance Free	Sealed Maintenance Free	High Performance	Conventional
800	Sportsman	05-09	PIX30LBS-FS	PIX30L-BS	CB30L-B	-
700	Sportsman, Military	-09	PIX30LBS-FS	PIX30L-BS	CB30L-B	-
600	Sportsman	04-05	PIX30LBS-FS	PIX30L-BS	CB30L-B	-
525	Outlaw 525	08-09	PTX9BS-FS	PTX9-BS	-	-
500	All Models (Excl.Predator)	99-09	PTX14AHBS-FS	PTX14AH-BS	CB14A-A2	-
	Predator	03-06	PTX9BS-FS	PTX9-BS	-	-
450	Sportsman	-09	PIX30LBS-FS	PIX30L-BS	CB30L-B	-
	Outlaw 450	07-09	PTX9BS-FS	PTX9-BS	-	-
	Diesel .445 Liter (primary)	99-03	PIX30LBS-FS	PIX30L-BS	CB30L-B	-
	(secondary)					
425	All models	95-02	PTX14AHBS-FS	PTX14AH-BS	CB14A-A2	-
400	Sportsman	-09	PTX14AHBS-FS	PTX14AH-BS	-	-
	All models	94-08	PTX14AHBS-FS	PTX14AH-BS	CB14A-A2	-
335	Sportsman	98-01	PTX14AHBS-FS	PTX14AH-BS	CB14A-A2	-
330	Magnum Trail Boss	03-09	PTX14AHBS-FS	PTX14AH-BS	-	-
325	All models	87-02	PTX14AHBS-FS	PTX14AH-BS	CB14A-A2	-
300	Hawkeye, Sportman 300	06-09	PTX14AHBS-FS	PTX14AH-BS	CB14-B2	-
250	All models	85-05	PTX14AHBS-FS	PTX14AH-BS	CB14A-A2	-
200	Phoenix, Sawtooth	05-09	PTX12BS-FS	PTX12-BS	-	-
90	Predator, Sportsman, Outlaw	03-09	PTX5LBS-FS	PTX5L-BS	-	-
	Scrambler,					
	Sportsman	01-02	PTX4LBS-FS	PTX4L-BS	-	-
50	Scrambler	03	PTX5LBS-FS	PTX5L-BS	-	-
	Scrambler	01-02	PTX4LBS-FS	PTX4L-BS	-	-
	Predator, Outlaw	04-09	PTX5LBS-FS	PTX5L-BS	-	-

### QIANJIANG

cc	Model	Year	Factory Sealed, Maintenance Free	Sealed Maintenance Free	High Performance	Conventional
100	ATV100	-	PTX4LBS-FS	PTX4L-BS	-	-
50	ATV50	-	PTX4LBS-FS	PTX4L-BS	-	-

### SUZUKI

cc	Model	Year	Factory Sealed, Maintenance Free	Sealed Maintenance Free	High Performance	Conventional
750	LT-A750X King Quad	07-09	-	PTX20CH-BS	-	-
700	LT-A700X King Quad	05-07	-	PTX20CH-BS	-	-
	LT-V700F					
	Twin Peaks					
500	LT-A500F	04-05	-	PTX20CH-BS	-	-
	Vinson 4WD	04-07	-	PTX20CH-BS	-	-
	LT-A500F					
	Vinson 4WD	02-03	-	PTX16-BS^	-	-
	LT-A500F					
	QuadMaster	00-01	-	PTX16-BS-1	-	-
	LT-F500F					
	QuadRunner	98-02	-	PTX16-BS-1	-	-
	LT-F500F					
	Vinson					
	Manual 4WD	04-07	-	PTX20CH-BS	-	-
	LT-F500F					
	Vinson					
	Manual 4WD	03	-	PTX16-BS^	-	-
450	LT-A450X King Quad	07-08	PTX14BS-FS	PTX14-BS	-	-
	LT-R450 QuadRacer	06-09	PTX7ABS-FS	PTX7A-BS	-	-
400	LT-A400 Eiger 2WD,					
	F Eiger 4WD	02-07	PTX14BS-FS	PTX14-BS	-	-
	LT-A400F KingQuad	-09	PTX14BS-FS	PTX14-BS	-	-
	LT-F400 Eiger 2WD,					
	F Eiger 4WD	02-07	PTX14BS-FS	PTX14-BS	-	-
	LT-Z400 QuadSport	03-09	PTX9BS-FS	PTX9-BS	-	-
300	LT300E QuadRunner					
	300E	87-89	PTX14AHBS-FS	PTX14AH-BS	CB14A-A2	-
	LT-F300F KingQuad	99-02	PTX14AHBS-FS	PTX14AH-BS	CB14A-A2	-
	LT-F300F KingQuad (CN,Opt)	99-02	-	PIX50-BS	C50-N18A-A	-
280	LT-F4WDX KingQuad	91-99	PTX14AHBS-FS	PTX14AH-BS	CB14A-A2	-
	LT-F4WDX KingQuad					
	(CN,Opt)	91-99	-	PIX50-BS	C50-N18A-A	-
250	LT-4WD QuadRunner	87-99	PTX14AHBS-FS	PTX14AH-BS	CB14A-A2	-
	LT-4WD QuadRunner (Opt)	87-99	-	PIX50-BS	C50-N18A-A	-
	LT-F250 QuadRunner	88-01	PTX14AHBS-FS	PTX14AH-BS	CB14A-A2	-
	LT-F250 QuadRunner (Opt)	88-01	-	PIX50-BS	C50-N18A-A	-
	LT-F250, F Ozark	02-09	PTX12BS-FS	PTX12-BS	-	-
	LT-F250F QuadRunner	99-02	PTX14AHBS-FS	PTX14AH-BS	CB14A-A2	-

^ See Battery Cross Reference Chart on Page 5 for optional upgrade.





All Terrain Battery Applications

SUZUKI (Continued)

Table with columns: cc, Model, Year, Factory Sealed Maintenance Free, Sealed Maintenance Free, High Performance, Conventional. Lists Suzuki models like LT-F250F, QuadRunner, etc.

YAMAHA (Continued)

Table with columns: cc, Model, Year, Factory Sealed Maintenance Free, Sealed Maintenance Free, High Performance, Conventional. Lists Yamaha models like YFM400FB BigBear, YFM400FWN, etc.

YAMAHA

Table with columns: cc, Model, Year, Factory Sealed Maintenance Free, Sealed Maintenance Free, High Performance, Conventional. Lists Yamaha models like YFM700FG Grizzly, YFM700R Raptor, etc.

European and other Motorcycle Battery Applications

APRILIA

Table with columns: cc, Model, Year, Battery Type. Lists Aprilia models like ETV Caponord, RST Futura, RSV 1000 Mile SP, etc.

ATK

Table with columns: cc, Model, Year, Battery Type. Lists ATK models like All Electric, Start Models, etc.

BENELLI

Table with columns: cc, Model, Year, Battery Type. Lists Benelli models like 900 (6 Cilindri), etc.

BENELLI (Continued)

Table with columns: cc, Model, Year, Battery Type. Lists Benelli models like 650 Tornado U.T., 250 (4 Cilindri), etc.

BIG DOG

Table with columns: cc, Model, Year, Battery Type. Lists Big Dog models like Boxer, Bulldog, Husky, etc.

BIG DOG (Continued)

Table with columns: cc, Model, Year, Battery Type. Lists Big Dog models like Coyote, Proglide, etc.

BIMOTA

Table with columns: cc, Model, Year, Battery Type. Lists Bimota models like SB6, SB7, YB8, etc.

BMW

Table with columns: cc, Model, Year, Battery Type. Lists BMW models like K1200R,S, R1200GS,S,R, etc.

Please see battery cross reference chart on page 5 for optional upgrades.



## European and other Motorcycle Battery Applications

### BMW (Continued)

cc	Model	Year	Battery Type
900	R90/6, R90S	69-76	53030•
850	R850R	95-97	51913•
800	F800ST, GS	09	PTX14-BS•
	R80, R80RT	84-95	53030•
	R80GS, R80ST	80-96	51814
	R80/7, R80RT	78-84	53030•
750	K75, RT	85-95	53030•
	K75C, S	85-95	51814
	R75/5	70-73	51814
	R75/7	76-84	53030•
	R75/6	69-76	53030•
700	R69 - R69S	55-69	B38-6A
650	F650GS	09	PTX14-BS•
	F650	93-00	CB12AL-A
	R65	84-95	53030•
	R65LS	78-84	51814
600	R60, R60/2		
	Twin Cylinders	55-69	B38-6A
	R60/5	70-73	51814
	R60/6, R60/7	69-84	53030•
500	R60/2 Twin Cylinders	55-69	B38-6A
	R50/5	70-73	51814
	R60/S Twin Cylinders	55-69	B38-6A
260	R26, R27		
	Single Cylinder	55-69	6N11A-1B
	R26		B39-6

### BSA

cc	Model	Year	Battery Type
	250, 350, 400		
	441, 500 (12V)		CB7-A
	600, 650, 750 (12V)		CB7-A
	250, 350, 650 (6V)		B39-6
	500 Gold Star		B38-6A
	Rocket 750,		
	Thunderbolt		CB9L-B
	Spitfire HK35,		
	Starfire B25		CB9L-B

### CAGIVA

cc	Model	Year	Battery Type
900	Elefant E900		CB16B-A1
750	Elefant	94-97	CB16-B•
	Elefant Bifaro	89	CB14L-A2•
500	T4 E Elefant	88-	CB14L-A2•
350	Elefant 2 Cyl.	86-	CB14L-A2•
	T4 E Elefant, W12	87-	CB14L-A2•
	T4R	87-	CB3L-A
125	Crouser	87-88	CB9-B
	Freccia C9/ C10R/		
	C12R	87-90	CB9-B
	Lawson	90-97	CB9-B
	Mito	90-97	CB9-B
	N 90	97	CB9-B
	Roadster	94-97	CB9-B
	Supercity	91-97	CB9-B
50	City, Lucky, Explorer	94-97	PTX4L-BS•
	K3, W4	-98	CB4L-B•

### CAN-AM

cc	Model	Year	Battery Type
250	Spyder	08-09	PIX50LBS-FS†
250	All Models	96-01	12N5-4B
175	All Models	96-01	12N5-4B
125	All Models (Except Roadster & Supercity)	96-01	12N5-4B

### CCM

cc	Model	Year	Battery Type
600	All Electric Start Models	96-01	PTX9-BS•

### DAZON

cc	Model	Year	Battery Type
150	Raider-Adventure	02-03	12N5-4B
	Raider- Classic	04	PTX9-BS•
	Raider-Max	04	PTX9-BS•
125	Scorpion	04	PTX9-BS•
50	Diamondback	03-04	PTX4L-BS•
	Stinger	03-04	CB7-A

### DERBI

cc	Model	Year	Battery Type
	All Models		CB4L-B•

### DUCATI

cc	Model	Year	Battery Type
1200	12, S, Multistrada	07	PT12B-4
1100	Monster 110	09	PT12B-4
	1100, S, Multistrada,		
	Hypermotard	07-09	PT12B-4
	Street Fighter, S	09	PT12B-4
1098	1098	07-09	PT12B-4
	All Other Models	01-09	PT12B-4
1000	Desmosedici RR	08-09	PT12B-4
	Biposto, GT, ST3	07	PT12B-4
998	998, 999	02-07	PT12B-4
996	Monoposto,		
	Biposto, S	01-07	PT12B-4
	996, S, SPS	99-00	CB16AL-A2
944	ST2	01-07	PT12B-4
	Suport Touring 2 (ST2)	97-00	CB16AL-A2
916	Biposto, Senna,		
	Strada	94-98	CB16AL-A2
	I.E., SP, SP S	94-98	CB16AL-A2
	Monster S4	01-02	PT12B-4
	ST4	01-07	PT12B-4
	ST4	99-00	CB16AL-A2
907	I.E. Paso	90-94	CB16-B•
906	Paso	90-92	CB16-B•
900	Monster	01-07	PT12B-4
	Monster	94-00	CB16AL-A2
	SS Kick-Start	-81	CB12A-A
	SS Replica		CB12A-A
	SS Supersport,		
	Replica	82-	CB14L-A2•
	SS	01-07	PT12B-4
	SL	92-96	CB16AL-A2
	Supersport FE	97-98	CB16AL-A2
888	SP, SP II, SP IV,		
	SP V	90-95	CB16AL-A2
860	GT, GTS		
	Kick-Start		CB6-N24AL-B•
			CB12A-A
851	Superbike	90-91	CB16AL-A2
	S Superbike	91-92	CB16AL-A2
848	848	09	PT12B-4
800	800SS	07	PT12B-4
750	F1, Montjuich, Paso	87-90	CB14L-A2•
	GT, Laguna Seca		
	Indiana		CB6-N24AL-B•
	Indian		CB14L-A2•
	Monster	01-07	PT12B-4
	Sport	89-90	CB16AL-A2
750	SS Supersport		
	Kick-Str.		CB12A-A
	SS	01-07	PT12B-4
	SS	90-00	CB16AL-A2
748	Monoposto,		
	Biposto, S	01-07	PT12B-4
	Strada Biposto,		
	SP, SPS	97-00	CB16AL-A2
696	Monster	09	PT12B-4
695	Multistrada	07	PT12B-4
650	Alazzurra, Indiana,		
	Pantah		CB14L-A2•
600	Monster	01-07	PT12B-4
	Pantah		CB14L-A2•
	TL		CB14L-A2•
500	GTL, GTV		
	Pantah		C50-N18L-A3•
	Sport		CB14L-A2•
			C50-N18L-A3•

### GAS GAS

cc	Model	Year	Battery Type
370	Pampera	97	PTX4L-BS•
320	Pampera	98-01	PTX4L-BS•
250	Pampera	96-01	PTX4L-BS•

### GILERA

cc	Model	Year	Battery Type
600	Nordwest	93	CB14L-A2•
	RC 600C	93	CB14L-A2•
	Top Rally, XRT		CB14L-A2•
500	Dakota Kick-Start		12N5.5-3B
	Dakota E-Start		CB10L-A2
350	Dakota Kick-Start		12N5.5-3B
	Dakota E-Start		CB10L-A2
	ER Kick-Start		12N5.5-3B
	ER E-Start		CB10L-A2
	XRT		CB14L-A2•
250	Arizona Rally		CB10L-B
	RV NGR Kick-Start		12N5.5-3B
	RV NGR E-Start		CB10L-B
200	Arizona		12N5.5-3B
	Arizona		CB9-B
	Fast Bike		12N5.5-3B

### GILERA (Continued)

cc	Model	Year	Battery Type
	Fast Bike		CB9-B
	RTX, RV, RX		
	Kick-Start		12N5.5-3B
	RTX, RV, RX		
	E-Start		CB9-B
	T4		12N5.5-3B
	Motocarro		B38-6A
125	Apache Kick-Start		12N5.5-3B
	Apache E-Start		CB9-B
	Arizona Kick-Start		12N5.5-3B
	Arizona E-Start		CB9-B
	Crona Kick-Start		12N5.5-3B
	Crona E-Start		CB9-B
	CX Kick-Start		12N5.5-3B
	CX E-Start		CB9-B
	Fast Bike Kick-Start		12N5.5-3B
	Fast Bike E-Start		CB9-B
	Freestyle Kick-Start		12N5.5-3B
	Freestyle E-Start		CB9-B
	GFR Kick-Start		12N5.5-3B
	GFR E-Start		CB9-B
	KK, KZ Kick-Start		12N5.5-3B
	KK, KZ E-Start		CB9-B
	MX1, MXR		
	Kick-Start		12N5.5-3B
	MX1, MXR E-Start		CB9-B
	Nebraska Kick-Start		12N5.5-3B
	Nebraska E-Start		CB9-B
	R1, R1S Kick-Start		12N5.5-3B
	R1, R1S E-Start		CB9-B
	RC Rally		CB10L-B
	RTX, RV, RX		
	Kick-Start		12N5.5-3B
	RTX, RV, RX		
	E-Start		CB9-B
	SPO1, SPO2		
	Kick-Start		12N5.5-3B
	SPO1, SPO2		
	E-Start		CB9-B
	Top Rally Kick-Start		12N5.5-3B
	Top Rally E-Start		CB9-B
	Typhoon		CB7-A
	XR1, XR2 Kick-Start		12N5.5-3B
	XR1, XR2 E-Start		CB9-B
50	Bullit, Easy Moving,		
	Runner	-97	CB4L-B•
	Eaglet	95-97	CB4L-B•
	GSA E-Start		CB4L-B•
	Runner	-97	CB4L-B•
	Sioux E-Start		CB4L-B•
	Stalker, Storm,		
	Top Rally		CB4L-B•
	Typhoon	-97	CB4L-B•

### HUSABERG

cc	Model	Year	Battery Type
	All Electric		
	Start Models	01-02	PTX5L-BS•
	All Electric		
	Start Models	97-00	PTX9-BS•

### HUSQVARNA

cc	Model	Year	Battery Type
580	TE610E, SM610S	00-01	PTX14-BS•
450	TE450/TC450	09	PTZ7S
400	TE410E	00-01	PTX14-BS•

### HYOSUNG MOTORS

cc	Model	Year	Battery Type
650	GT650,R,S	09	PTX14-BS•
	GV650,SE	09	PT14B-4
250	GT250,R	09	PTX14-BS•
	GV250	09	PTX9-BS
125	XR125	All	PTX7A-BS•

### KASEA

cc	Model	Year	Battery Type
125	RX125	All	PTX7A-BS•

### KTM

cc	Model	Year	Battery Type
1090	RC8	09	PTZ14S
990	Super Duke	03-09	PTZ14S
	Supermoto	09	PTZ14S
950	Adventure	03-09	PTZ14S
	Superenduro	09	PTZ14S
	Supermoto	09	PTZ14S
690	Duke	09	PTZ10S

• Please see battery cross reference chart on page 5 for optional upgrades.  
 † Must use factory activated battery.



KTM (Continued)

Table with columns: cc, Model, Year, Battery Type. Rows include Supermoto, Adventurer, Duke, RXC LC4, Super Moto, DUKE II, LC4, Adventure, SMC, SXC, etc.

MBK

Table with columns: cc, Model, Year, Battery Type. Rows include Skyliner, Vertex, Doodo, Flame, Flame R, Skyliner, Thunder, Booster, Nitro, Ovetto, Evolis, etc.

MOTO GUZZI

Table with columns: cc, Model, Year, Battery Type. Rows include Norge, Sport, ABS, Breda, Griso, 1100 California, Jackal, Stone, EV, etc.

MuZ

Table with columns: cc, Model, Year, Battery Type. Rows include Baghira, Mastiff, Skorpion, All Models.

MV AGUSTA

Table with columns: cc, Model, Year, Battery Type. Rows include F4, Brutale, F4, Brutale.

NORTON

Table with columns: cc, Model, Year, Battery Type. Rows include 850 Commando, 750 Ranger, 350 Navigator.

OZBIKE

Table with columns: cc, Model, Year, Battery Type. Row: All Models.

PANDA MOTOR SPORTS

Table with columns: cc, Model, Year, Battery Type. Rows include Trail Rider, Com-ute, Cub, Fun Rider, Retro, Com-ute.

PEUGEOT

Table with columns: cc, Model, Year, Battery Type. Rows include Elyseo, SV, SV Geo, Speedfighter, Trakker, SV, SV Geo, SV, SV Geo, Buxy, RS, Elyseo.

PIAGGIO-VESPA

Table with columns: cc, Model, Year, Battery Type. Rows include APE CAR, MPR, P602, Ape 50 FL, Boxer, Bravo, Ciao, Cosa 2, Cosa CLX 125, Cosa CLX 150, Cosa CLX 200, Free, Hexagon 125/150, NRG 50, P125ETES, P125TS, P200E, PK50, PK50-C.A., PK50N, PK50XL, PK80S-C.A., PK125FL, PK125SS, PK125XL, PX125, PX125+80E, PX125+80E-AREC, PX125+80E-ARC, PX125T5, PX150E, PX150E-ARC, PX200-ARC, PX200E-ARC, PX200GS, Quartz, Sactto, Sfera 50, Sfera 80, Skipper 125/150, Vespa 50 Elestart, Vespa 125 Sprint, Vespa 150 GL, Vespa 150 FL/ FL2, Zip - Zip (Fast Rider).

PUCH

Table with columns: cc, Model, Year, Battery Type. Rows include Cobra 80, Cobra GTL, Daytona NS50, Monza, Lido SL50, Lido Vario, Monza GP, Monza GX, Monza X.

ROYAL ENFIELD

Table with columns: cc, Model, Year, Battery Type. Rows include All Kick-Start Models, All Kick-Start Models, All Electric Start Models, All Kick-Start Models, All Kick-Start Models, All Electric Start Models.

SYM

Table with columns: cc, Model, Year, Battery Type. Row: Red Devil.

TGB / VINKING

Table with columns: cc, Model, Year, Battery Type. Rows include All Models, All Models, All Models, All Models.

TRIUMPH

Table with columns: cc, Model, Year, Battery Type. Rows include Rocket 3, Trophy, All Other Models, Tiger, Triple, Spirit, Speed Triple, Daytona, Daytona 955i, Speed Triple, Sprint ST, Sprint RS, Tiger, All Other Models, Bonneville, Scrambler, T90, Tiger, Thruxton, Thunderbird, All Other Models, America, Bonneville T100, SE, Scrambler, Speedmaster, Bonneville, Speedmaster, Bonneville, Tiger, T150 Trident, All Other Models, Daytona 675, Street triple, T120 Bonneville, 600 (12V), 6T, T20B, Daytona 600, TT600, 500 (12V), 5TA, TR5A/R, 350 (6V), 350 (12V), 350 3TA, Twenty One, Tigriss (6V), Tigriss (12V), Tiger, Tigriss, Tigriss, Trident, Bonneville.

Please see battery cross reference chart on page 5 for optional upgrades. Must use factory activated battery.

Part number PTZ10S can be used as an optional upgrade, but spacer from MV must be used.





## Snowmobile Battery Applications

### ARCTIC CAT

cc	Model	Year	Factory Sealed, Maintenance Free	Sealed Maintenance Free	High Performance	Conventional
4 Stroke Trail, Touring	02-03	PIX50LBS-FS	PIX50L-BS	C50-N18L-A-LM	-	-
Bearcat 340, 440	95-00	PTX14AHBS-FS	PTX14AH-BS	CB14-A2	-	-
Bearcat 570	04-07	PIX50LBS-FS	PIX50L-BS	C50-N18L-A-LM	-	-
Bearcat WT	95-02	PTX20BS-FS#	PTX20-BS#	CB18-A	-	-
Bearcat WT	03-04	PIX50LBS-FS	PIX50L-BS	C50-N18L-A-LM	-	-
Bearcat WT	05-07	PIX50LBS-FS	PIX50L-BS	-	-	-
Bearcat WT Turbo	06-07	PIX50LBS-FS	PIX50L-BS	-	-	-
Cheetah	86-90	PTX19LBS-FS	PTX19L-BS	CB16L-B	-	-
Cheetah	91-93	PTX14AHLBS-FS	PTX14AHL-BS	CB14L-A2	-	-
Cougar	85-90	PTX19LBS-FS	PTX19L-BS	CB16L-B	-	-
Cougar	91-94	PTX14AHLBS-FS	PTX14AHL-BS	CB14L-A2	-	-
Cougar	95-98	PTX20BS-FS#	PTX20-BS#	CB18-A	-	-
El Tigre 5000	87-88	PTX14AHLBS-FS	PTX14AHL-BS	CB14L-A2	-	-
EXT	89-91	PTX19LBS-FS	PTX19L-BS	CB16L-B	-	-
EXT	92-94	PTX14AHLBS-FS	PTX14AHL-BS	CB14L-A2	-	-
EXT Dix (EFI)	97-98	PIX50LBS-FS	PIX50L-BS	C50-N18L-A-LM	-	-
EXT (EFI)	95-97	-	-	CB7-A	12N7-4A	-
EXT (EFI)	98	PTX20BS-FS#	PTX20-BS#	CB18-A	-	-
EXT 600	97-98	PTX20BS-FS#	PTX20-BS#	CB18-A	-	-
EXT (Carb)	95-96	PTX20BS-FS#	PTX20-BS#	CB18-A	-	-
EXT Special	91-92	PTX14AHLBS-FS	PTX14AHL-BS	CB14L-A2	-	-
F5	07	PTX20BS-FS#	PTX20-BS#	CB18-A	-	-
Firecat	03-06	PIX50LBS-FS	PIX50L-BS	C50-N18L-A-LM	-	-
Jag AFS	89-91	PTX14AHLBS-FS	PTX14AHL-BS	CB14L-A2	-	-
Jag AFS L/T	89-93	PTX14AHLBS-FS	PTX14AHL-BS	CB14L-A2	-	-
Jag, Jag Dix	85-93	PTX14AHLBS-FS	PTX14AHL-BS	CB14L-A2	-	-
Jag, Jag Dix	94-99	PTX14AHS-FS	PTX14AH-BS	CB14-A2	-	-
Jag Liquid	96	PTX14AHS-FS	PTX14AH-BS	CB14-A2	-	-
Jag Z	93	PTX14AHLBS-FS	PTX14AHL-BS	CB14L-A2	-	-
Jag Z	94	PTX14AHS-FS	PTX14AH-BS	CB14-A2	-	-
King Cat 900	04-06	PIX50LBS-FS	PIX50L-BS	C50-N18L-A-LM	-	-
Lynx	91-93	PTX14AHLBS-FS	PTX14AHL-BS	CB14L-A2	-	-
Mountain Cat	01	PTX20BS-FS#	PTX20-BS#	CB18-A	-	-
Mountain Cat 500	02	PTX20BS-FS#	PTX20-BS#	CB18-A	-	-
Mountain Cat 570	02-04	PIX50LBS-FS	PIX50L-BS	C50-N18L-A-LM	-	-
Mountain Cat 600	02-04	PTX20BS-FS#	PTX20-BS#	CB18-A	-	-
Mountain Cat 800	02-04	PIX50LBS-FS	PIX50L-BS	C50-N18L-A-LM	-	-
Mountain Cat 900	03-04	PIX50LBS-FS	PIX50L-BS	C50-N18L-A-LM	-	-
Mountain Cat 1000	02	PTX20BS-FS#	PTX20-BS#	CB18-A	-	-
Pantera	80-85	PTX19LBS-FS	PTX19L-BS	CB16L-B	-	-
Pantera	86-93	PTX14AHLBS-FS	PTX14AHL-BS	CB14L-A2	-	-
Pantera	94	PTX20BS-FS#	PTX20-BS#	CB18-A	-	-
Pantera	95-98	PIX50LBS-FS	PIX50L-BS	C50-N18L-A-LM	-	-
Pantera	99-01	PTX20BS-FS#	PTX20-BS#	CB18-A	-	-
Pantera 550, 600	02-05	PTX20BS-FS#	PTX20-BS#	CB18-A	-	-
Pantera 800	02-04	PIX50LBS-FS	PIX50L-BS	C50-N18L-A-LM	-	-
Panther	80-88	PTX19LBS-FS	PTX19L-BS	CB16L-B	-	-
Panther	89-93	PTX14AHLBS-FS	PTX14AHL-BS	CB14L-A2	-	-
Panther	94-96	PTX14AHS-FS	PTX14AH-BS	CB14-A2	-	-
Panther 340	97-00	PTX14AHS-FS	PTX14AH-BS	CB14-A2	-	-
Panther 370	01-04	PTX14AHS-FS	PTX14AH-BS	CB14-A2	-	-
Panther 370	07	PTX14AHS-FS	PTX14AH-BS	CB14-A2	-	-
Panther 440	97-03	PTX14AHS-FS	PTX14AH-BS	CB14-A2	-	-
Panther 550	97-01	PTX20BS-FS#	PTX20-BS#	CB18-A	-	-
Panther 570	02-07	PIX50LBS-FS	PIX50L-BS	C50-N18L-A-LM	-	-
Panther 660	06-07	PIX50LBS-FS	PIX50L-BS	C50-N18L-A-LM	-	-
Powder Extreme	97-98	PTX20BS-FS#	PTX20-BS#	CB18-A	-	-
Powder Special	95-97	PTX20BS-FS#	PTX20-BS#	CB18-A	-	-
Prowler	90-93	PTX14AHLBS-FS	PTX14AHL-BS	CB14L-A2	-	-
Prowler	94	-	-	CB7-A	12N7-4A	-
Prowler 2-Up	95	PTX20BS-FS#	PTX20-BS#	CB18-A	-	-
Prowler Special	91-92	PTX20BS-FS#	PTX20-BS#	CB18-A	-	-
Puma	94-96	PTX14AHS-FS	PTX14AH-BS	CB14-A2	-	-
Sabercat 500	04-06	PTX20BS-FS#	PTX20-BS#	CB18-A	-	-
Sabercat 600, 700	04-06	PIX50LBS-FS	PIX50L-BS	C50-N18L-A-LM	-	-
Super Jag	87-88	PTX19LBS-FS	PTX19L-BS	CB16L-B	-	-
Super Jag	89-92	PTX14AHLBS-FS	PTX14AHL-BS	CB14L-A2	-	-
T660 Touring	04-06	PIX50LBS-FS	PIX50L-BS	C50-N18L-A-LM	-	-
T660 Turbo	04-07	PIX50LBS-FS	PIX50L-BS	-	-	-
T660 Turbo Touring	04-07	PIX50LBS-FS	PIX50L-BS	-	-	-
T500, T570	09	PTX20BS-FS#	PTX20-BS#	CB18-A	-	-
Thundercat	97-02	PTX20BS-FS#	PTX20-BS#	CB18-A	-	-
Wildcat (EFI)	93	PTX19LBS-FS	PTX19L-BS	CB16L-B	-	-
Wildcat (EFI)	95-96	-	-	CB7-A	12N7-4A	-
Wildcat MC	94	-	-	CB7-A	12N7-4A	-
Wildcat Touring	95-96	-	-	CB7-A	12N7-4A	-
Z	98-01	PTX14AHS-FS	PTX14AH-BS	CB14-A2	-	-
Z 370, 440	02-07	PTX14AHS-FS	PTX14AH-BS	CB14-A2	-	-
Z 570	02-07	PIX50LBS-FS	PIX50L-BS	C50-N18L-A-LM	-	-
ZL	01	PTX20BS-FS#	PTX20-BS#	CB18-A	-	-
ZL 500	02	PTX20BS-FS#	PTX20-BS#	CB18-A	-	-
ZL 550, 600	02-03	PTX20BS-FS#	PTX20-BS#	CB18-A	-	-
ZL 800	02-03	PIX50LBS-FS	PIX50L-BS	C50-N18L-A-LM	-	-
ZR (EFI)	95-96	-	-	CB7-A	12N7-4A	-
ZR 500, 600	01-02	PTX20BS-FS#	PTX20-BS#	CB18-A	-	-
ZR 800	02-03	PIX50LBS-FS	PIX50L-BS	C50-N18L-A-LM	-	-
ZR 900	03-06	PIX50LBS-FS	PIX50L-BS	C50-N18L-A-LM	-	-
ZRT	97-02	PTX20BS-FS#	PTX20-BS#	CB18-A	-	-

# The PTX20 series batteries may be used as an optional upgrade, but some modification to the hold down may be necessary. See battery label for retrofit cautions.

### BOMBARDIER/SKI-DOO (BRP)

cc	Model	Year	Factory Sealed, Maintenance Free	Sealed Maintenance Free	High Performance	Conventional
All models	-98	PIX50LBS-FS	PIX50L-BS	C50-N18L-A-LM	C50-N18L-A3	-
All 4-stroke	03	PIX50LBS-FS	PIX50L-BS	-	-	-
CK3 Types	99-03	PIX50LBS-FS	PIX50L-BS	C50-N18L-A-LM	C50-N18L-A3	-
Elite	04-06	PIX30LBS-FS	PIX30L-BS	-	-	-
ZX Types	99-01	PTX15LBS-FS	PTX15L-BS	-	-	-
ZX Types	02-03	PTX20LBS-FS	PTX20L-BS	-	-	-

### KAWASAKI

cc	Model	Year	Factory Sealed, Maintenance Free	Sealed Maintenance Free	High Performance	Conventional
All Models	All	PIX50LBS-FS	PIX50L-BS	C50-N18L-A-LM	C50-N18L-A3	-

### POLARIS

cc	Model	Year	Factory Sealed, Maintenance Free	Sealed Maintenance Free	High Performance	Conventional
750	Wide Track	89-09	PIX50LBS-FS	PIX50L-BS	C50-N18L-A-LM	C50-N18L-A3
	FS/FST	06-09	PTX20LBS-FS	PTX20L-BS	-	-
	Turbo Switchback, Turbo Dragon	06-09	PTX20LBS-FS	PTX20L-BS	-	-
600	IQ Touring	09	PTX14AHS-FS	PTX14AH-BS	-	-
	Indy, Indy Trail	84-91	PIX50LBS-FS	PIX50L-BS	C50-N18L-A-LM	C50-N18L-A3
	All EFI (RXL, 500 EFI)	93-97	-	-	CB9A-A	-
	FS/FST	06	PTX20LBS-FS	PTX20L-BS	-	-
	Sprint (Electric Start)	86-90	-	-	CB6-N24-A	-
	Wide Track	89-05	PIX50LBS-FS	PIX50L-BS	C50-N18L-A-LM	C50-N18L-A3
	All Other Models	92-05	PTX14AHS-FS	PTX14AH-BS	CB14A-A2	-
	All Electric Start Kits	85-93	PIX50LBS-FS	PIX50L-BS	C50-N18L-A-LM	C50-N18L-A3
	All Electric Start Kits	94-05	PTX14AHS-FS	PTX14AH-BS	CB14A-A2	-

### YAMAHA

cc	Model	Year	Factory Sealed, Maintenance Free	Sealed Maintenance Free	High Performance	Conventional
1049	Nitro	09	PTX20LBS-FS	PTX20L-BS	-	-
	Venture	09	PTX20LBS-FS	PTX20L-BS	-	-
1000	RS1000S,GT,RS		PTX20LBS-FS	PTX20L-BS	-	-
	Apex	06-08	PTX14BS-FS	PTX14-BS	-	-
	RX1000R RX (All Models)	03-05	PTX20LBS-FS	PTX20L-BS	-	-
998	Apex	06-09	PTX14BS-FS	PTX14-BS	-	-
973	Vector	09	PTX20LBS-FS	PTX20L-BS	-	-
	Viking	09	PTX20LBS-FS	PTX20L-BS	-	-
700	SXV700ER		-	-	-	-
	SXViper ER	02-05	PIX50LBS-FS	PIX50L-BS	C50-N18L-A-LM	C50-N18L-A3
	VT700 Venture 700	98-04	PIX50LBS-FS	PIX50L-BS	C50-N18L-A-LM	C50-N18L-A3
	VX700XTCD		-	-	-	-
	Vmax 700		-	-	-	-
	XTX Deluxe	98	PIX50LBS-FS	PIX50L-BS	C50-N18L-A-LM	C50-N18L-A3
	VX700DX Vmax		-	-	-	-
	700 Deluxe	99-00	PIX50LBS-FS	PIX50L-BS	C50-N18L-A-LM	C50-N18L-A3
	VX700ER Vmax		-	-	-	-
	700 ER	01-02	PIX50LBS-FS	PIX50L-BS	C50-N18L-A-LM	C50-N18L-A3
	700 ER	97-98	-	-	CB16AL-A2	-
600	VT600 Venture 600	99-06	PIX50LBS-FS	PIX50L-BS	C50-N18L-A-LM	C50-N18L-A3
	VT600 Venture 600	99-06	PIX50LBS-FS	PIX50L-BS	C50-N18L-A-LM	C50-N18L-A3
	VX600E/DX		-	-	-	-
	Vmax 600 LE/ DX	94-96	-	-	CB16AL-A2	-
	VX600ER Vmax		-	-	-	-
	600 ER	02-03	PIX50LBS-FS	PIX50L-BS	C50-N18L-A-LM	C50-N18L-A3
	VX600XTC Vmax		-	-	-	-
	600 XTC	97-98	-	-	CB16AL-A2	-
	VX600 DX Xmax		-	-	-	-
	600 Deluxe	99-01	PIX50LBS-FS	PIX50L-BS	C50-N18L-A-LM	C50-N18L-A3
570	EX570E Exciter	88-90	-	-	CB16AL-A2	-
	EX570E		-	-	-	-
	Exciter II LE	91-93	-	-	CB16AL-A2	-
540	EC540 Excel	79-80	PIX50LBS-FS	PIX50L-BS	C50-N18L-A-LM	C50-N18L-A3
	VK540E, II, III	89-03	-	-	CB16AL-A2	-
	XL540 XLV	85-90	-	-	CB16AL-A2	-
500	PZ500DX Phazer		-	-	-	-
	500 Deluxe	01	-	-	CB16AL-A2	-
	VT500 Venture 500	97-01	-	-	CB16AL-A2	-
	VT500		-	-	-	-
	Venture 500 XL	99-00	-	-	CB16AL-A2	-
	VX500E Vmax	94-01	-	-	CB16AL-A2	-
499	Phazer	09	PTX14BS-FS	PTX14-BS	-	-
	Venture Lite	09	PTX14BS-FS	PTX14-BS	-	-
480	PZ480E Phazer Deluxe	84-89	PTX14AHLBS-FS	PTX14AHL-BS	CB14L-A2	12N14-3A
	PZ480E Phazer II		-	-	-	-
	LE, SS	90-98	PTX14AHLBS-FS	PTX14AHL-BS	CB14L-A2	12N14-3A
	VT480 Venture GT	92-93	PTX14AHLBS-FS	PTX14AHL-BS	CB14L-A2	12N14-3A
	VT480 Venture XL	91-97	PTX14AHLBS-FS	PTX14AHL-BS	CB14L-A2	12N14-3A
	VT480TR Venture		-	-	-	-
	TR Electric	98	PTX14AHLBS-FS	PTX14AHL-BS	CB14L-A2	12N14-3A
340	CS340 Ovation		-	-	-	-
	Deluxe/ LE	89-98	PTX14AHLBS-FS	PTX14AHL-BS	CB14L-A2	12N14-3A
	EC340 Excel III	81-88	PTX14AHLBS-FS	PTX14AHL-BS	CB14L-A2	12N14-3A







Snowmobile Battery Applications

YAMAHA (Continued)

Table with columns: cc, Model, Year, Factory Sealed Maintenance Free, Sealed Maintenance Free, High Performance, Conventional. Rows include models like ET340E Enticer, CF300 Inviter, etc.

YAMAHA (Continued)

Table with columns: cc, Model, Year, Factory Sealed Maintenance Free, Sealed Maintenance Free, High Performance, Conventional. Rows include Electric Start Kit, 8CR Twin Vmax, etc.

Scooter Battery Applications

APRILLA

Table with columns: cc, Model, Year, Factory Sealed Maintenance Free, Sealed Maintenance Free, High Performance, Conventional. Rows include Scarabeo, Sport City, etc.

DRR

Table with columns: cc, Model, Year, Factory Sealed Maintenance Free, Sealed Maintenance Free, High Performance, Conventional. Row includes All Models.

E-TON

Table with columns: cc, Model, Year, Factory Sealed Maintenance Free, Sealed Maintenance Free, High Performance, Conventional. Row includes Beamer 50.

HONDA

Table with columns: cc, Model, Year, Factory Sealed Maintenance Free, Sealed Maintenance Free, High Performance, Conventional. Rows include FSC600 Silver Wing, CH250 Elite, etc.

HYOSUNG MOTORS

Table with columns: cc, Model, Year, Factory Sealed Maintenance Free, Sealed Maintenance Free, High Performance, Conventional. Rows include NS3-250, EZ100, etc.

KASEA

Table with columns: cc, Model, Year, Factory Sealed Maintenance Free, Sealed Maintenance Free, High Performance, Conventional. Row includes Sense, Prima.

KYMCO

Table with columns: cc, Model, Year, Factory Sealed Maintenance Free, Sealed Maintenance Free, High Performance, Conventional. Rows include Xciting 500i, Xciting 400i, etc.

MANCO

Table with columns: cc, Model, Year, Factory Sealed Maintenance Free, Sealed Maintenance Free, High Performance, Conventional. Rows include 5049E, 5051L.

PIAGGIO

Table with columns: cc, Model, Year, Factory Sealed Maintenance Free, Sealed Maintenance Free, High Performance, Conventional. Rows include MP3 500, BV500, etc.

SUZUKI

Table with columns: cc, Model, Year, Factory Sealed Maintenance Free, Sealed Maintenance Free, High Performance, Conventional. Rows include AN650 Burgman, AN400 Burgman, etc.

SYM

Table with columns: cc, Model, Year, Factory Sealed Maintenance Free, Sealed Maintenance Free, High Performance, Conventional. Rows include HD, Mio, DD.

YAMAHA

Table with columns: cc, Model, Year, Factory Sealed Maintenance Free, Sealed Maintenance Free, High Performance, Conventional. Rows include XP500T-Max, YP400 Majesty, etc.





Utility Vehicle Battery Applications

ARCTIC CAT

Table with columns: cc, Model, Year, Factory Sealed Maintenance Free, Sealed Maintenance Free, High Performance, Conventional. Rows include Prowler 700 and Prowler 650.

KAWASAKI

Table with columns: cc, Model, Year, Factory Sealed Maintenance Free, Sealed Maintenance Free, High Performance, Conventional. Rows include Mule 5210 Diesel, Teryx All Models, KAF650, etc.

KAWASAKI (Continued)

Table with columns: cc, Model, Year, Factory Sealed Maintenance Free, Sealed Maintenance Free, High Performance, Conventional. Rows include KAF300, Mule 500, 520, 550.

POLARIS

Table with columns: cc, Model, Year, Factory Sealed Maintenance Free, Sealed Maintenance Free, High Performance, Conventional. Rows include Ranger 6x6, Ranger 6x6, 4x4, Ranger 2x4.

SUZUKI

Table with columns: cc, Model, Year, Factory Sealed Maintenance Free, Sealed Maintenance Free, High Performance, Conventional. Row includes QUV620F.

YAMAHA

Table with columns: cc, Model, Year, Factory Sealed Maintenance Free, Sealed Maintenance Free, High Performance, Conventional. Rows include Rhino (All Models).

Personal Watercraft Battery Applications

AQUA-JET CO.

Table with columns: cc, Model, Year, Factory Sealed Maintenance Free, Sealed Maintenance Free, High Performance, Conventional. Rows include Aqua-Jet Sx1.

ARCTIC CAT

Table with columns: cc, Model, Year, Factory Sealed Maintenance Free, Sealed Maintenance Free, High Performance, Conventional. Rows include Tiger Shark.

BOMBARDIER/SEA-DOO (BRP)

Table with columns: cc, Model, Year, Factory Sealed Maintenance Free, Sealed Maintenance Free, High Performance, Conventional. Rows include GTI, RXT, GTX 4-Tec, RXP, etc.

HONDA

Table with columns: cc, Model, Year, Factory Sealed Maintenance Free, Sealed Maintenance Free, High Performance, Conventional. Rows include Aqua Trax F-15, F-15X, Aqua Trax F-12, F-12X, Aqua Trax R-12, R-12X.

KAWASAKI

Table with columns: cc, Model, Year, Factory Sealed Maintenance Free, Sealed Maintenance Free, High Performance, Conventional. Rows include JT1500-A, C STX-15F, JT1500B, C, 250X, Ultra LX, etc.

KAWASAKI (Continued)

Table with columns: cc, Model, Year, Factory Sealed Maintenance Free, Sealed Maintenance Free, High Performance, Conventional. Rows include JH750 SS, ST, Xi, XiR, JH750 ST, Zxi, JS750 SX, ZX, etc.

POLARIS

Table with columns: cc, Model, Year, Factory Sealed Maintenance Free, Sealed Maintenance Free, High Performance, Conventional. Row includes All Models.

S.O.S. MARINE MFG

Table with columns: cc, Model, Year, Factory Sealed Maintenance Free, Sealed Maintenance Free, High Performance, Conventional. Row includes All Models.

ULTRANAUTICS

Table with columns: cc, Model, Year, Factory Sealed Maintenance Free, Sealed Maintenance Free, High Performance, Conventional. Rows include Sea Flash, Wet Bike, Jet Star 1250 (Boat), Jet Star 1260 (Boat).

WET JET INTERNATIONAL

Table with columns: cc, Model, Year, Factory Sealed Maintenance Free, Sealed Maintenance Free, High Performance, Conventional. Row includes All Models.

YAMAHA

Table with columns: cc, Model, Year, Factory Sealed Maintenance Free, Sealed Maintenance Free, High Performance, Conventional. Row includes All Waverunner Models.



## Nut & Bolt Kits (for super sport series brand batteries)

PART #	DESIGN	BATTERY TYPE
MCB-01		CB4L-A, CB4L-B, CB9L-A2
MCB-02		6N6-3B, 6N6-3B-1, 6CB8L-B, 12N5-3B, 12N5-4B, 12N5.5-3B, 12N5.5-4A, 12N5.5A-3B, CB3L-A, CB3L-B, CB5L-B
MCB-03		CB12AL-A2
MCB-04		12N11-3A-1, 12N14-3A, CB10A-A2, CB10L-A2, CB10L-B2, CB12B-B2, CB12C-A, CB14A-2, CB14A-A2, CB14B-2, CB14L-A2, CB14L-B2, SCB14L-A2, SCB14L-B2, CB16AL-A2, HCB16A-AB, CB18-A, CB18L-A, C50-N18A-A, SC50-N18L-AT, C50-N18L-A-LM
MCB-05		CB16CL-B
MCB-06		6N11-2D, 6N11A-1B, 6N12A-2D, B38-6A, B54-6, 12N7-4A, 12N7-3B, 12N7D-3B, 12N7-4B, 12N9-3A-1, 12N9-3B, 12N9-4B-1, 12N10-3A, 12N10-3A-1, 12N12A-4A-1, CB7-A, CB7C-A, CB7L-B, CB9-B, CB9A-A, CB9L-B, CB12A-A, CB12AL-A, CB12A-B, CB14L-A1, CB16-B, CB16L-B, CB16-B-LM, CB16HL-A-LM, PT9A-BS
MCB-09		CHD4-12, C60-N24-A, C60-N24L-A, C60-N24AL-B, 51814, 51913, 53030







Nut & Bolt Kits (for super sport series brand batteries)

PART #	DESIGN	BATTERY TYPE
MCB-10		CB16B-A, CB16B-A1, C50-N18L-A3
MCB-11		PTX20-BS, PTX20CH-BS
MCB-12		PTZ5S, PT6B-3, PT7B-4, PTZ7S
MCB-13		12N24-3, U1(9), U1R(9), 51913-FS, P11U1LD-FS
MCB-14		PTX7ABS-FS, PT9B-4, PTX9BS-FS, PT12B-4, PTX12BS-FS, PT14B-4, PTX14BS-FS, PTX14LBS-FS, PTX14AHBS-FS, PTX14AHLBS-FS, PTX15LBS-FS, PTX19BS-FS, PTX19LBS-FS, PTX19CLBS-FS, PIX30CLBS-FS, PTX7A-BS, PTX9-BS, PTX12-BS, PTX14-BS, PTX14AH-BS, PTX14AHL-BS, PTX14L-BS, PTX16-BS, PTX19-BS, PTX19L-BS, PTX19CL-BS, PIX30CL-BS
MCB-15		B39-6
MCB-17		PIX20BS-FS, PTX20LBS-FS, PIX30LBS-FS, PIX50LBS-FS, PTX15L-BS, PTX18L-BS, PIX30L-BS, PIX50-BS, PIX50L-BS



Nut & Bolt Kits (for super sport series brand batteries)

PART #	DESIGN	BATTERY TYPE
MCB-19		PTX16-BS-1
MCB-20		PTX20L-BS
MCB-21		PTX4LBS-FS, PTX5LBS-FS, PT6.5L-BS, PTX7LBS-FS, PTX4L-BS, PTX5L-BS, PTX7L-BS
MCB-22		PTZ10S, PTZ12S, PTZ14S, PTR9-BS, PTX12A-BS
MCB-23		CB30L-B, CB30CL-B
MCB-24		CB10L-B, CB14A-A




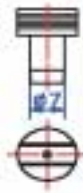




Filling Caps For Conventional Type Batteries (for super sport series brand batteries)

PART #	DESIGN	BATTERY TYPE
MCC-01		C60-N24-A, C60-N24L-A, C60-N24L-B, 53030
MCC-02		6N4-2A, 6N4-2A-2, 6N4-2A-3, 6N4-2A-4, 6N4-2A-5, 6N4-2A-8 (6), 6N4B-2A, 6N4B-2A-3, 6N4B-2A-5, 6N6-3B, 6N6-3B-1, 6CB8L-B, 6N11A-1B, B38-6A, 12N5-3B, 12N5-4B, 12N5.5-3B, 12N5.5-4A, 12N7-4A, 12N7-3B, 12N7-4B, 12N9-3A-1, 12N9-3B, 12N9-4B-1, 12N10-3A, 12N10-3A-1, 12N14-3A, CB2.5L-C, CB2.5LC-1, CB3L-A, CB3L-B, CB4L-A, CB4L-B, CB5L-B, CB7-A, CB7L-B, CB9-B, CB9A-A, CB9L-A2, CB9L-B, CB10A-A2, CB10L-A2, CB10L-B, CB10L-B2, CB12AL-A2, CB14A-2, CB14A-A, CB14A-A2, CB14-B2, CB14L-A1, CB14L-A2, CB14L-B2, SCB14L-A2, SCB14L-B2, CB16AL-A2, HCB16A-AB, C50-N18A-A, C50-N18L-A3, SC50-N18L-AT, C50-N18L-A-LM
MCC-03		12N12A-4A-1, CB12A-A, CB12A-B, CB16-B, CB16CL-B, CB16L-B, CB16-B-LM
MCC-04		6N12A-2D, B54-6, 12N7D-3B, 12N11-3A-1, CB16B-A, CB16B-A1
MCC-05		CB7C-A
MCC-06		CB30L-B, CB30CL-B, 51814, 51913
MCC-07		6N2-2A, 6N2-2A-1, 6N2-2A-3, 6N2-2A-4, 6N2-2A-8, 6N2A-2C, 6N2A-2C-3, 6N4A-4D, 6N4C-1B, 6N5.5-1D, 6N5.5-1D-1, 6N6-1B, 6N6-1D-2, 6N11-2D, 12N5.5A-3B, CB12B-B2, CB12C-A, CB18-A, CB18L-A, CB16HL-A-LM



### Filling Caps For Conventional Type Batteries (for super sport series brand batteries)

PART #	DESIGN	BATTERY TYPE
MCC-10		12N24-3
MCC-14		B39-6
MCC-16		PTX4B-BS
MCC-17		CHD4-12

### Sealing Strips for sealed maintenance Free Batteries (for super sport series brand batteries)

PART #	BATTERY TYPE	SIZE(LxWxH)MM
MCS-03	PTX19-BS, PTX19L-BS, PTX19CL-BS	156x18x13
MCS-05	PTR4A-BS	100x15x9
MCS-08	PTX7A-BS, PT9A-BS, PTR9-BS, PTX9-BS, PTX12-BS, PTX12A-BS, PTX14-BS, PTX14L-BS, PTX16-BS, PTX16-BS-1	135x16x10
MCS-09	PTX4L-BS, PTX5L-BS, PT6.5L-BS, PTX7L-BS	104.5x15.5x12
MCS-10	PIX30L-BS, PIX30CL-BS	152.4x17.9x13
MCS-11	PTX15L-BS, PTX20-BS, PTX20CH-BS, PTX20L-BS	155.4x15.4x12.4
MCS-12	PTX14AH-BS, PTX14AHL-BS	116.6x11x11
MCS-13	PTX18L-BS, PIX50-BS, PIX50L-BS	183.2x18.2x13



### Other Battery Hardware (for super sport series brand batteries)

PART #	BATTERY TYPE
MC101	Harley Davidson Battery Cable Adapter
MC102	Water Sensor for C50N18L-A3
MC103	Water Sensor for All Models Except C50-N18L-A3





BATTERY SITTER

PART #	ITEM
MCA12C	Battery Sitter Charger/Tester



**POWERPSONIC®**  
**Battery Sitter**

- Diagnoses, De-sulfates, Charges, Tests and Maintains
- Slow Charges at 600mA, Avoiding Damage to Battery
- One Unit for Conventional, AGM and Gel Type Batteries
- Designed to Work on All 12 Volt Batteries, 2.5-32 Amps
- 100% Automatic and Safe

POWERSPORTS BATTERY RACK

PART #	ITEM
MCR01	Three Tier Powersports Battery Rack



Our heavy duty, easy to assemble Three tier design battery rack, is a perfect way to professionally display the Power-Sonic Super Sport Series Line.


This rack also makes a great sales and promotional tool, which can be used when setting up new inventories.

Comes complete with a colorful header board, which will definitely help this attractive display get noticed!

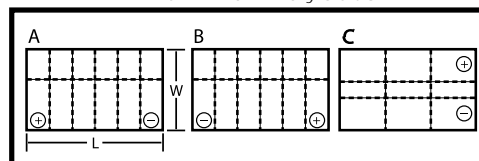


## Import Automotive Battery Specifications

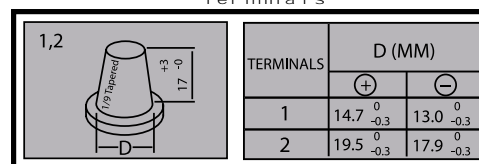
Battery Type	Voltage (V)	Capacity at 20HR (Ah)	CCA	Apprx. Weight w/o Acid (Lbs.)	Terminal Type	Dimensions- Inches (+/- 1/16 In.)			Dimensions- Millimeters (+/- 2 mm.)			Terminal Height	Assembly Figure (per cover polarity)	Handle Type	
						Length	Width	Height	Terminal Height	Length	Width				Height
P-NS40Z	12	35	250	16	1	7 11/16	5 1/16	7 3/4	8 9/16	195	128	197	218	A	Plastic
P-NS40ZL	12	35	250	16	1	7 11/16	5 1/16	7 3/4	8 9/16	195	128	197	218	B	Plastic
P-NS40Z(S)	12	35	240	16	2	7 11/16	5 1/16	7 3/4	8 9/16	195	128	197	218	A	Plastic
P-NS40ZL(S)	12	35	240	16	2	7 11/16	5 1/16	7 3/4	8 9/16	195	128	197	218	B	Plastic
P-NS60	12	45	315	20	1	9 1/4	5 1/4	7 13/16	8 1/2	236	133	198	215	A	Plastic
P-NS60L	12	45	315	20	1	9 1/4	5 1/4	7 13/16	8 1/2	236	133	198	215	B	Plastic
P-NS60(S)	12	45	305	20	2	9 1/4	5 1/4	7 13/16	8 1/2	236	133	198	215	A	Plastic
P-NS60L(S)	12	45	305	20	2	9 1/4	5 1/4	7 13/16	8 1/2	236	133	198	215	B	Plastic
P-NS100	12	85	630	38	2	15 15/16	6 13/16	8 1/8	9 1/8	405	173	206	232	A	Rope
P-NS120	12	110	750	50	2	19 15/16	7 1/8	8 3/8	9 3/4	507	180	213	247	C	Rope
P-NS200	12	170	1100	89	2	19 15/16	10 1/2	8 1/2	9 7/16	507	267	216	240	C	Rope



Terminal Layouts



Terminals



## Battery Buying Guide- Top 25 Selling Batteries Representing 76% of the Total Sales in the Replacement Market Segment

Position	Power-Sonic Super Sport Part #	% of Coverage in Powersport Industry	Model Fitment Information							
			Motorcycle	ATV	Personal Watercraft	Snow Mobile	Utility Vehicle	Scooter	Lawn & Garden	
1	PTX5L-BS	8.0%	44%	34%	-	-	-	-	22%	-
2	CB14A-A2	6.9%	-	88%	-	-	6%	3%	-	3%
3	PTX14-BS	6.7%	72%	26%	-	-	-	-	2%	-
4	PTX4L-BS	6.6%	39%	37%	-	-	-	-	21%	3%
5	CB16CL-B	5.1%	-	33%	54%	-	-	13%	-	-
6	PTX7A-BS	4.6%	25%	50%	-	-	-	-	25%	-
7	PTX9-BS	4.5%	77%	21%	-	-	-	-	2%	-
8	PTX20L-BS	3.9%	56%	13%	27%	2%	2%	-	-	-
9	C50-N18L-A3	3.4%	48%	5%	-	38%	-	-	-	9%
10	12N14-3A	3.3%	29%	-	-	-	-	-	-	71%
11	CB14L-A2	3.1%	71%	2%	-	9%	-	-	-	18%
12	PTX12-BS	2.9%	75%	20%	-	-	-	-	5%	-
13	PTX7L-BS	2.1%	100%	-	-	-	-	-	-	-
14	PTZ10S	1.8%	84%	8%	-	-	-	-	8%	-
15	PTX14AH-BS	1.5%	-	88%	-	-	6%	3%	-	3%
16	PTX19CL-BS	1.5%	-	33%	54%	-	-	13%	-	-
17	PT7B-4	1.4%	80%	20%	-	-	-	-	-	-
18	CB12A-A	1.4%	80%	5%	-	-	-	-	-	15%
19	12N9-4B-1	1.3%	100%	-	-	-	-	-	-	-
20	CB30L-B	1.3%	33%	34%	-	-	-	33%	-	-
21	PTZ7S	1.2%	87%	13%	-	-	-	-	-	-
22	12N12A-4A-1	1.2%	73%	-	-	-	-	-	-	27%
23	PT14B-4	0.8%	100%	-	-	-	-	-	-	-
24	PT12B-4	0.8%	100%	-	-	-	-	-	-	-
25	PTX12A-BS	0.7%	87%	-	-	-	-	-	13%	-

## Notes



# **POWER *PS* SONIC®**

## **Super Sport Series**

**Powerful stuff  
comin' at ya!**



- **OEM Qualified Supplier to the Powersports Industry**
- **Yamaha Tested & Approved**
- **Excellent Quality**
- **Competitively Priced**
- **Batteries For Every Powersport Application**



**For more information contact your local  
Power-Sonic Battery Distributor or call (619)661-2030**



*Phone - (619) 661-2020*

*Fax - (619) 661-3650*

*Customer Service - (619) 661-2030*

*Customer Service Fax - (619) 661-3648*

*7550 Panasonic Way*

*San Diego, CA 92154*

*[www.power-sonic.com](http://www.power-sonic.com)*



PRINTED IN USA 10M 3/2009

